

Entrance Floor Mats & Gratings


CSI Division 12 48 13 – 12 48 16



All Reese Enterprises, Inc. products exceed the criteria needed to meet the Buy American Act (BAA) requirements. All Reese products are made in the U.S.A. and manufactured in Rosemount, MN.

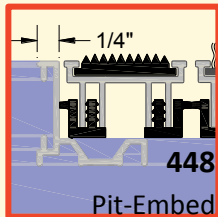
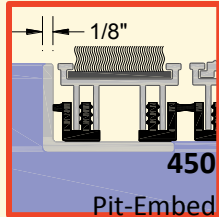
CONTACT REESE CUSTOMER SERVICE FOR LEED DATA AT INFO@REESEUSA.COM.

PERFEC ROLL-UP™ 3/4" Rollup Grate 800-824-3348

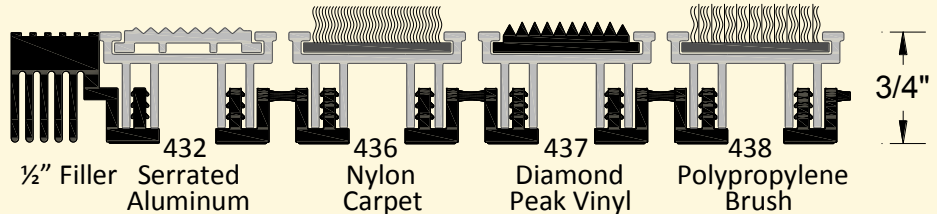


- Reese Perfec Roll-Up Grates are the best choice for heavy traffic areas. The rubber hinges soften noises while maintaining integrity against rolling loads of 1,000 LBS per wheel.
- Designed to allow more debris in a deeper pit plus the roll-up ability for easy cleaning.
- Alternate moisture absorbing treads with grit scrapping treads for the ultimate combination to stop the outdoor elements at the entrances.

FRAME OPTIONS:



1/8" → || || ← 1-1/2" →



PERFEC GRATE & MAT INSERT COLORS


Carpet



Polypropylene Brush




Diamond Peak Vinyl



Serrated Anodized Aluminum



Please note: colors represented on this page are approximations and may deviate from actual insert colors. Please request a color sample card for accurate color matching.



— OUTSIDE FRAME DIMENSIONS - Recessed pit WITHOUT frames, dimensions will include frames.

- - - - - INSIDE FRAME/OPENING DIMENSIONS - Recessed pit WITH frames, dimensions are from frame to frame.

— OUTSIDE MAT DIMENSIONS - Surface mounted mat dimensions or replacement dimensions.



P.O. Box 459, Rosemount, MN 55068-0459
 PHONE: (651) 423-1174 / (800) 824-3348
 FAX: (651) 423-1310 / (800) 310-9853
 EMAIL: Info@reeseusa.com
www.reeseusa.com

