


# Entrance Floor Mats & Gratings

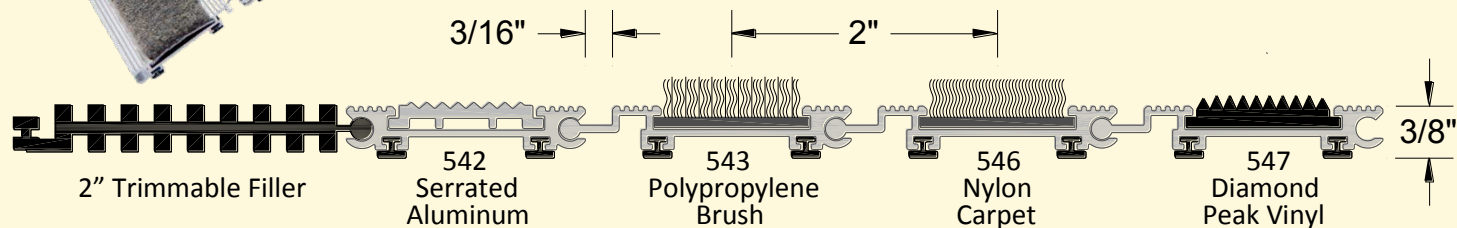
CSI Division 12 48 13 – 12 48 16



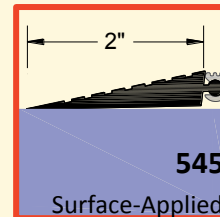
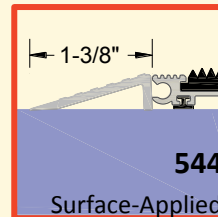
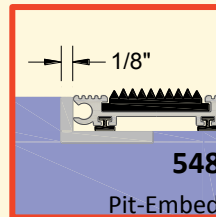
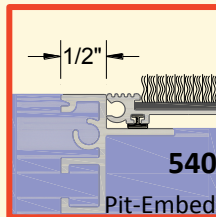
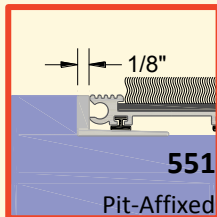
All Reese Enterprises, Inc. products exceed the criteria needed to meet the Buy American Act (BAA) requirements. All Reese products are made in the U.S.A. and manufactured in Rosemount, MN.



- Great for high traffic areas, these mats allow drainage for water and snow while collecting dirt and debris. Protecting your floors from damage and your guests from slips.
- Develop unique color variations to fashion the perfect entrance.
- The aluminum hinged rails are easily replaced after many years of pedestrian traffic and maintenance.



## FRAME OPTIONS:



# PERFEC GRATE & MAT INSERT COLORS


## Carpet



## Polypropylene Brush



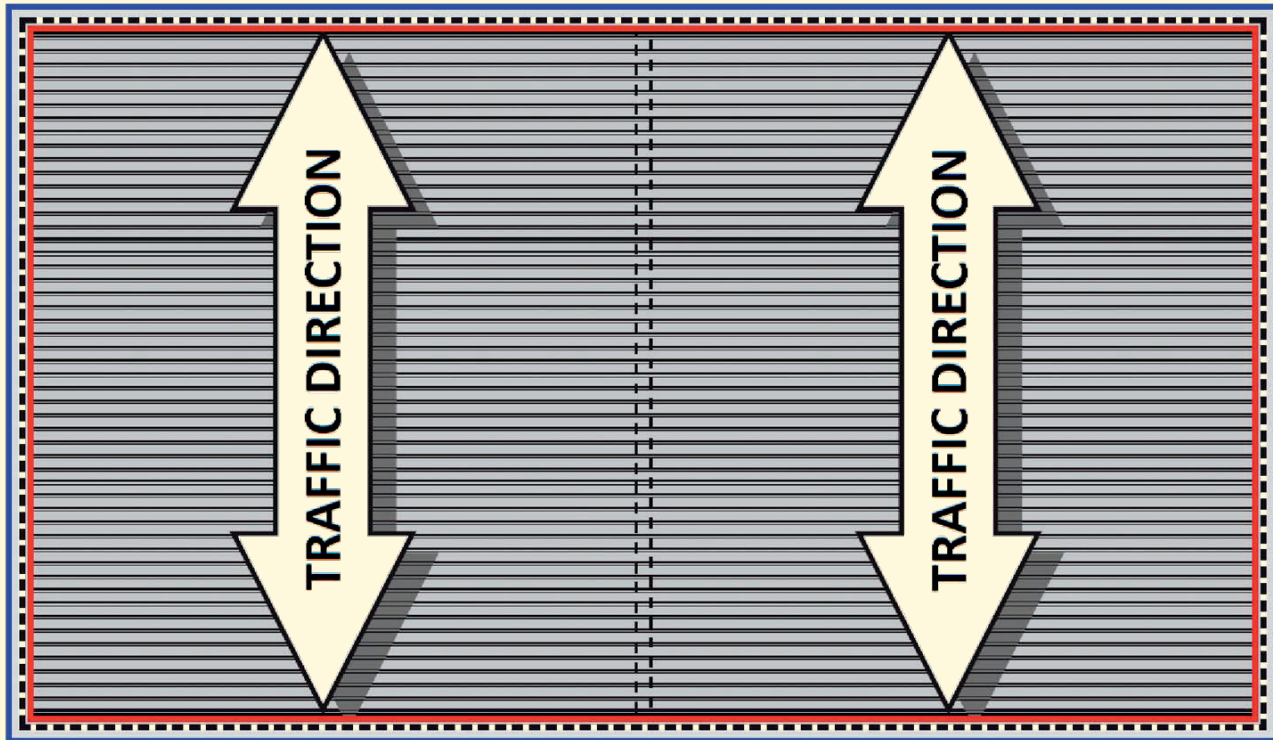
## Diamond Peak Vinyl



## Serrated Anodized Aluminum



Please note: colors represented on this page are approximations and may deviate from actual insert colors. Please request a color sample card for accurate color matching.



— OUTSIDE FRAME DIMENSIONS - Recessed pit WITHOUT frames, dimensions will include frames.

- - - - - INSIDE FRAME/OPENING DIMENSIONS - Recessed pit WITH frames, dimensions are from frame to frame.

— OUTSIDE MAT DIMENSIONS - Surface mounted mat dimensions or replacement dimensions.



P.O. Box 459, Rosemount, MN 55068-0459  
 PHONE: (651) 423-1174 / (800) 824-3348  
 FAX: (651) 423-1310 / (800) 310-9853  
 EMAIL: [Info@reeseusa.com](mailto:Info@reeseusa.com)  
[www.reeseusa.com](http://www.reeseusa.com)

