

**From start
to finish,
we're here
when you
need us.**



**Phone (800) 328-0953
Fax (800) 334-8823
www.reeseusa.com
info@reeseusa.com**

GENERAL INFORMATION

All Reese products comply with the Buy American Act (BAA) and the American Reinvestment and Recovery Act (ARRA).



FIRE RATED — UL10B Tested. See page 5.



POSITIVE PRESSURE — UL10C Positive Pressure Test. See page 5.



SMOKE AND DRAFT CONTROL TEST — Category H Listed, UL-1784. For use on “S” labeled doors. See page 6.



SOUND TEST — ASTM standard E90-75. See page 7.



AIR INFILTRATION TEST — E283-73 AND SDI 116 Air. See page 7.



EDGE SEAL TESTED — UL10C Category G. See page 29.



ADA COMPLIANT THRESHOLDS — These thresholds have less than 1/4” vertical rise, beveled rise slope no greater than 1:2 up to 1/2”, and ramps with slope less than 1:12. They meet ANSI spec. A117.1.

MATERIAL DESIGNATIONS

A — Mill finish aluminum

B — Architectural brass

BLK — Black anodized aluminum

C — Clear anodized aluminum

D — Dark bronze anodized aluminum

G — Gold anodized

SS — Stainless steel

V — Vinyl insert

N — Neoprene insert

U — Polyurethane insert

P — Pile insert

PR — Polypropylene insert

S — Silicone insert

Material Finishes

Aluminum extrusions shown are alloy 6063-T5. They are available in mill finish, clear, gold and duranodic bronze finish as noted.

Bronze extrusions are alloy 385 architectural bronze. They are furnished in mill finish, which is a light brass color.

Spring bronze weatherstrips are roll-formed from 85/15 red brass strip.

All vinyl weatherstrips are extruded from “cold weather” vinyl, which remains flexible down to -30°F and is in compliance with commercial standard CS230-60, as published by the U.S. Department of Commerce and ASTM D-2287-81.

Polyurethane is an ether-based elastomeric thermoplastic, resin especially developed for low temperature flexibility, abrasion resistance and durability. See page 23 for more attributes.

All expanded (sponge) neoprene is closed cell, and extruded with a tough outer skin for extra abrasion resistance or slitted without outer skin. It is black in color for maximum weatherability. See page 25 for more attributes.

Silicone rubber is a synthetic polymer able to withstand a wide range of temperature extremes. See page 24 for more attributes.

Polypropylene is a thermoplastic rubber compound developed by Reese that has excellent low temperature flexibility and weather resisting qualities. See page 24 for more attributes.

c/c — Code Acceptability, Certification

All Reese products are guaranteed for two years against defects in material or workmanship. Defective goods will be replaced or repaired, at our option. No claims for damage incurred or work done thereon will be allowed. Reese does not assume liability for consequential damages or delays, and claims for labor will not be allowed.

pp — Product Presentations

Product drawings in this catalog are full size cross-section profiles, unless noted, and are designed to illustrate the uses and applications of the products. Dimensions not shown may be obtained by scaling the drawings. Catalog illustrations are sufficiently accurate to use as templates.

a/c — Availability, Costs

All products in this catalog are stocked for prompt shipment at our Rosemount, Minnesota plant. Catalogs and price lists are available from our plant.

STANDARD SCREWS FURNISHED WITH THRESHOLDS: No. 10 Phillips Flat Head Wood Screws in appropriate length.

STANDARD SCREWS FURNISHED WITH WEATHERSTRIP: 6 x 5/8” pan screws (furnished for most weatherstrips)

Fire Rated Weatherstrips and Thresholds

All fire rated weatherstrips and thresholds listed on this page have been tested and have pass **THE POSITIVE PRESSURE REQUIREMENTS UL10C AND MEETS CAN4-S104-2010. CATEGORY J LISTED GASKETING.** UL rated materials cover the fire test of door assemblies for **UL10B**.



The "F" prefix designates that the product has been fire tested and that each piece has the UL label attached*. Materials are not shipped with the UL label unless specified by ordering with the prefix "F-".

*Fire rated labels at no extra charge

WEATHERSTRIPS

<u>Adjustable Door Stop</u>	33, 59, 95, 99, 399, 599, 633, 659	Drawing on Page 28
<u>Astragal</u>	M35, DS75, 92, 93, 95P, 95V, 103, 129P, 129V, 203, 276, 678, 688, 792, 804, 807, 954, 955, 959, 961, 964, 967	Drawing on Page 32
<u>Hardware Compatible Perimeter Gasket</u>	653, 655, 657, 754, 755, 757, 758, 759, 775, 786, 854, 855, 856, 858, 859, 875	Drawing on Page 27
<u>Perimeter Seal</u>	39, 49, DS62, DS63, DS69, DS70, DS75, DS76, DS77, DS78, DS79, 93, DS106, 128V, 129P, 129V, 364, 373, 612, 619, 669, 678, 688, 769, 770, 778, 779, 788, 795, 804, 807, 815, 818, 822, 863, 884, 888, 918, 934, 954, 955, 956, 958, 959, 961, 962, 964, 965, 967, 968, 970, 973	Drawing on Page 23
<u>Self-Adhesive Weatherstrip</u>	588, 608, 628, 629, 631, 632, 638, 793, 797, 798	Drawing on Page 29

DOOR BOTTOMS

<u>Automatic Door Bottom</u>	320, 321, 330, 370, 372, 430, 521, 933, 934	Drawing on Page 38
<u>Door Shoe/Extender</u>	DB591F, DB591U, DB592F, DB592U, DB593F, DB593U, DB594F, DB594U, DB595F, DB595U, DB596F, DB596U, DB600F, DB600U, 1030, 1031, 1032, 1033	Drawing on Page 37
<u>Door Sweep</u>	M15, M35, 64, 323, 353, 354, 362, 377, DB469, 602, 603, 701, 772, 773, 805, 806, 810, 825 954, 955, 960, 962, 963, 964, 965, 966, 967, 968, 969, 970, 971, 973, 977, 978, 979, 984, 985, 986	Drawing on Page 36 Drawing on Page 30

THRESHOLDS

<u>All Aluminum, Brass, and Stainless-Steel</u>	Drawing on Page 8-22
<u>Hospitality Thresholds</u>	Drawing on Page 41

UL 10 C – Category J Listed

Intended for application to/with listed steel frames and/or classified hollow metal or steel covered composite type fire doors rated up to 3 hours; wood composite and plastic covered type fire doors rated up to 1-1/2 hours; and wood core type 20 minutes.

UL 10 B

Intended for application to/with listed steel frames and/or classified hollow metal or steel covered composite type fire doors rated up to 3 hours; wood composite type fire doors rated up to 1-1/2 hours; and wood core type 20 minutes w/o hose stream.

AIR INFILTRATION TEST RESULTS

Tests conducted by a leading independent testing laboratory.

HEAD & JAMB	THRESHOLD THRESHOLD	DOOR BOTTOM	25 MPH CFM RATING
DS62	NONE	321	.22
DS62	BOTTOM SEALED CLOSED		.13
DS70	S498A	NONE	.08
DS75	NONE	321	.25
DS75	BOTTOM SEAL CLOSED		.16
DS78	S498A	NONE	.13
DS79	S498A	330	.03
399	NONE	521	.23
599	NONE	521	.04
770	S498A	330	.03
797	NONE	321	.13
797	BOTTOM SEAL CLOSED		.02



E283-73 and SDI 116 Air

WEATHERSTRIPS SAVE ENERGY AND MONEY

In these energy conscious times, we understand that a door perimeter which leaks air, costs money. In addition, smoke can pose a life threatening hazard to anyone exposed.

Reese has tested many seal combinations to determine effectiveness against air and smoke infiltration. This was done in conformance with ASTM test procedure E283-73 and SDI 116, at a static pressure of 1.56 psf — the equivalent of a 25 mph wind. The results are shown on the chart at left.

SOUND PROOFING TESTS

Reese Enterprises, Inc. offers a wide variety of proven soundproofing door seals. Used in conjunction with sound rated doors, they will provide you with the sound reduction you require. Below are results of test conducted by a leading acoustical testing laboratory.

What is an STC Rating?

These letters stand for Sound Transmission Class — a single number rating devised by the American Society for Testing and Materials (ASTM). This rating provides the manufacturer or consumer with a measurement of the relative sound insulating performance of a barrier such as a wall, partition, or door and its seals, allowing performance ranking of competing products.

It is derived in accordance with exacting test procedures outlined on ASTM Standard E90-75. The specimen to be tested is mounted between two large reverberation rooms. These rooms are arranged and constructed so that the only significant sound transmission between them is through the test specimen. A sound signal, consisting of a series of eighteen 1/3 octave bands of random (pink) noise, is introduced into one room, called the source room. Then measurements are made to determine the Noise Reduction caused by the barrier — the source room sound level minus the receiving room sound level — at each



ASTM Standard E90-75

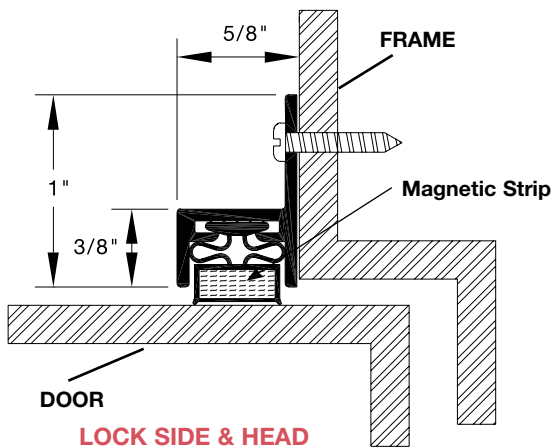
test frequency. These noise reduction measurements are then mathematically converted to a Transmission Loss (TL) figure in decibels (dB) for each frequency band. The TL figures are then compared to standard ASTM STC reference contours (ASTM E313-73). These standard contours are designed to

correlate TL figures with overall subjective impressions of the sound insulation provided by a barrier against the sounds of speech, radio, television, music, and similar sources of noise typical in offices and dwellings. The STC rating is the highest contour where the sum of the deficiencies (that is the deviations below the reference contour) is not greater than 32dB and the maximum deficiency at any single test frequency is 8dB. The higher

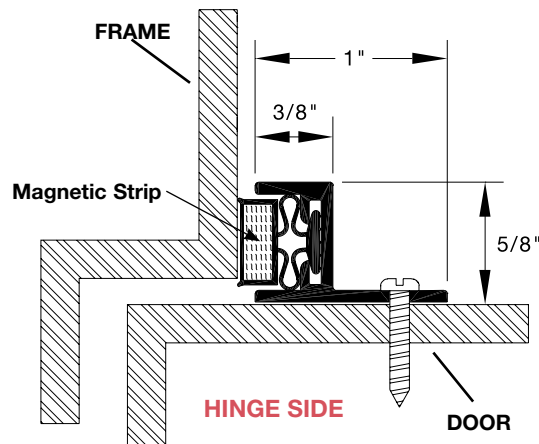
the number, the greater the individual TL values of a barrier; consequently, the greater the sound insulation properties. It should be noted that this rating is a result of the average TL of many frequencies. If you have a noise control problem in just one frequency range, it would be better to look at individual TL values at that frequency range rather than just the STC rating when selecting products.

HEAD & JAMS STRIP	THRESHOLD	DOOR BOTTOM	DOOR CAULKED SHUT (Inoperable)	DOOR OPERABLE with REESE SEALS
599	None	521	STC 51	STC 46
599	S498A	330	STC 51	STC 45
99	None	330	STC 44	STC 37
770	None	330	STC 44	STC 37
DS79	S498A	330	STC 44	STC 41
792	None	321	STC 34	STC 28
793	None	321	STC 34	STC 28
797	None	321	STC 32	STC 28
DS75	None	321	STC 32	STC 29
DS70	None	320	STC 32	STC 28

Magnetic Weatherstrip



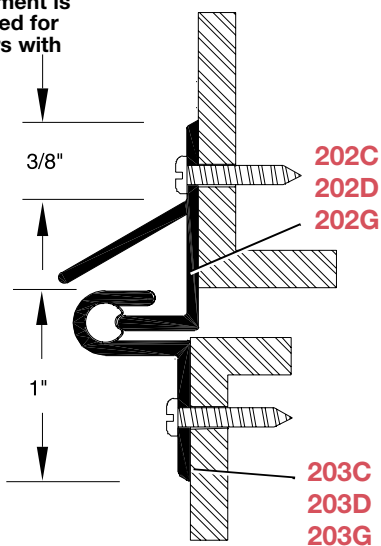
574C
574D
574G



Available sizes: 36", 48", 84" and 96"

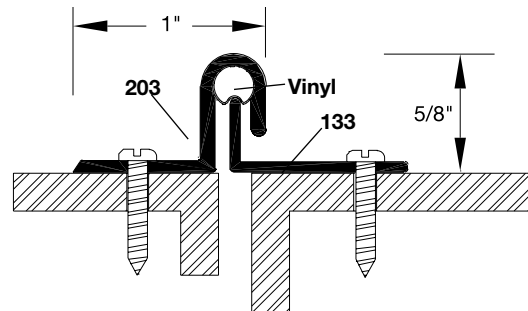
Interlocking Weatherstrip

This equipment is ideally suited for metal doors with transoms.



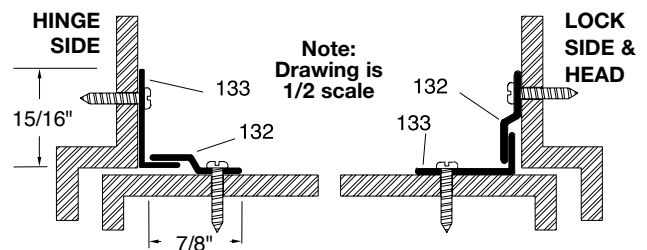
133C
133D
133G

203C
203D
203G



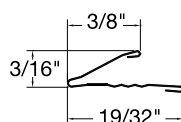
132C
132D
132G

133C
133D
133G

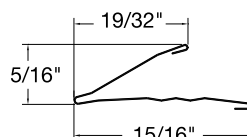


Spring Bronze

340
Bronze Lockstrip 8"



350
(.006" Bronze)



DKB3

Sets include (2) 4 ft. and (3) 3 ft. pieces of 350 spring bronze with a lockstrip and nails. For 36" x 84" door.

Reese Enterprises



Reese Enterprises is a family owned business that has been designing American made door hardware and entrance floor mats and grates since 1918.

We pride ourselves in reducing stress and headaches by providing one of the best customer service teams in the industry, along with quality products, great order packaging, and fast lead times.

Post Office Box 459
Rosemount, MN 55068-0459
Phone (800) 328-0953
Fax (800) 334-8823
www.reeseusa.com
info@reeseusa.com



NEW HOSPITALITY LINE

Vinyl Thresholds, Quick Seal Adhesives, Dark-AN Door Bottoms



SEE PAGES 41-43