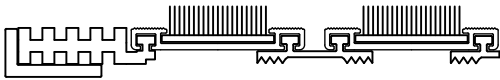


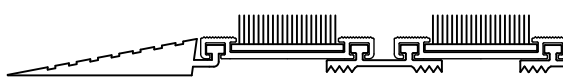
538 Rubber Hinge Mat with Polypropylene Brush Inserts

Frame Options:

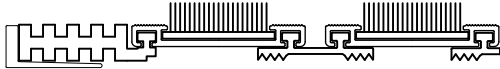
548 aluminum recessed



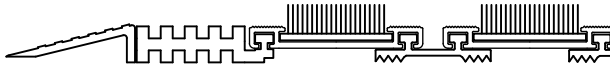
545 vinyl surface mounted



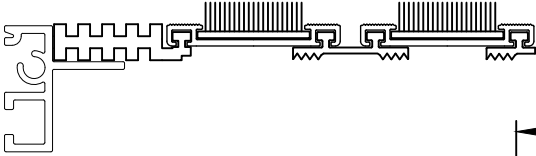
551 aluminum recessed



544 aluminum surface mounted

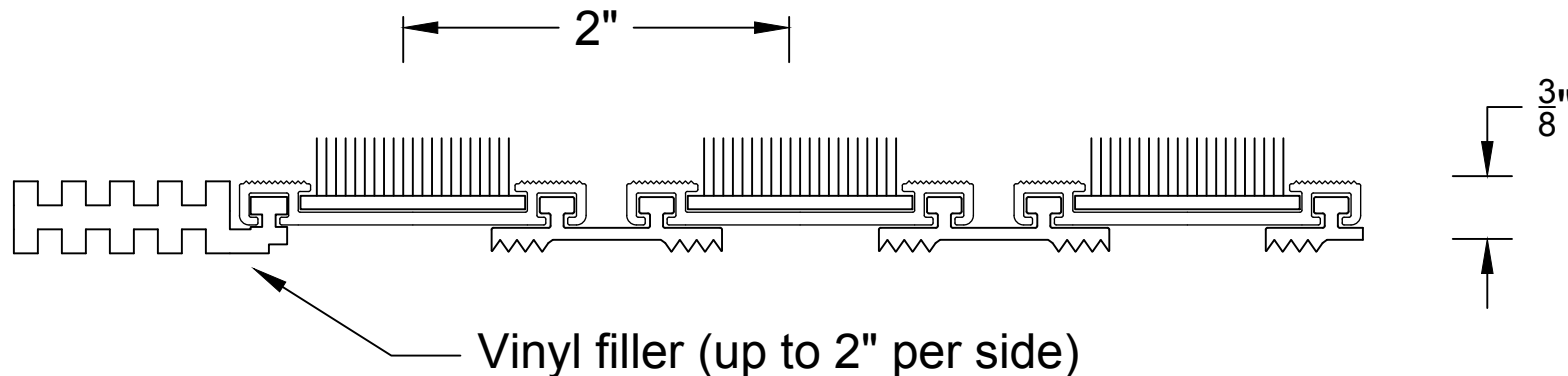


540 aluminum recessed



Features:

- 6063 T-5 extruded aluminum rails
- Flexible PVC hinges/ footpads
- Durable polypropylene brush inserts, perfect for harsh elements
- 1" x 3/16" slotted holes for maximum drainage
- 400 lbs./wheel rolling load weight capacity
- Roll-up function to ease cleaning process



Finishes:

- Aluminum rails and frames available in mill (standard), clear anodized, dark bronze anodized, and black anodized
- Vinyl hinges: Black
- Brush inserts: Gray, jet black, and brown (samples available on request)



Project:

Customer:

Architect: