

**From start
to finish,
we're here
when you
need us.**

**Phone (800) 328-0953
www.reeseusa.com
info@reeseusa.com**

Table of Contents

GENERAL INFO 2-7

Table of Contents	2
Product Index	3
Technical Info	4
Fire Rating List	5
Smoke Draft/Edge Seal	6
Air Filtration/STC	7

THRESHOLDS..... 8-22

Saddle	8-13
Offset	11
Stainless Steel	11
Fiberglass	11
Thermal Break	12-13
Offset Thermal Break	13
Beveled Alum. Plates	15
Half Saddle	14-15
Panic	16-18
Panic	16-17
Offset Thermal Break Panic	17
Thermal Break Panic	18
Interlock Threshold	19
Assembly Component	20
Ramps	21
Carpet & Flooring Transitions	22
Surface Applied Stop Strips	22
Vinyl Top Thresholds	22

WEATHERSTRIPPING 23-35

Perimeter Strips	23-35
Polyurethane	23
Polyprene	24
Silicone	24
Neoprene	25
Vinyl and Pile	26
Brush	30-31
Magnetic	35
Interlocking	35
Hardware Compatible	27
Adjustable Door Stops	28
Self-Adhesive	29
Edge Sealing	29
Astragal	32-34
Adjustable	32-33
Meeting Stile	33-34
Magnetic	34

DOOR BOTTOMS..... 36-40

Sweeps	36
Door Shoes/Extenders	37
Automatic Door Bottoms	38-39
Rain Drips	40

HOSPITALITY PRODUCTS .. 41-43

Vinyl Thresholds	41
Weatherstripping	42
Automatic Door Bottoms	42
Dark-AN Door Bottoms	43

Index by Product Number

1-99

Product #	Page
E1	20, 22
TS1V	20, 22
E2	20, 22
TS2	20
TJ3	19
S4L	9
TL4	19
HD5	9
CP6	42
TMR8	21
TMR14	21
BAP14	15
M15	36
BAP18	15
33	28
M35	33, 36
39	25
T040	19
49	25
59	28
DS62	26
DS63	26
64	32
DS69	25
DS70	25
DS75	26, 33
DS76	25
DS77	25
DS78	25
DS79	25
86	32
91	32
92	33
93	32
95	26, 34
99	28

100

Product #	Page
103	33
S104	9
S105	9
DS106	26
126	32
128	26
129	26, 33
132	35
133	32, 35
V138	22
T150	19
183	32
184	33
195	34
R199	40

200

Product #	Page
R201	40
202	35, 40
203	19, 32, 35, 40
S204	9
S205	10
S206	10
S207	10
S211	9
S225	8
232	20
233	20
234	20
235	20
236	20
237	20
238	20
S239	15
S243	15
S245	15
S247	20
S248	17
S249	14
S255	17
S256	17
S257	16
S258	17
260	20, 22
261	20, 22
262	20
S263	8
S266	22
276	33
277	20
278	20
279	20
280	20
S281	18
S282	12
S283	14
S284	14
S285	14

300

Product #	Page
V300	22
V301	22
320	38, 42
321	38
323	25, 36
330	38
353	40
354	40
362	36
364SS	25
370	39, 42
372	39
373SS	25
377	36
399	28

400

Product #	Page
S404	8
S405	8
S406	8
S407	8
S408	8
S411	21
S412	21
S424	9
S425	10
S426	10
S427	10
S428	10
430	39
437	20
S439	14
DB469	36
S470	14
S471	12
S472	12
S473	12
S474	18
S475	12
S476	18
S478	12
S479	12
480	20, 21, 22
S481	13
S482	14
S483	16
S484	16
S485	16
S486	16
S487	16
S488	16
S498	18

500

Product #	Page
S500	18
S501	18
S502	18
S512	11
S514	11
521	38, 42
544	22
548	22
T550	19
551	22
FBR555	11
S563	22
S565	22
S567	13
S568	17
S569	13
S570	13
S571	13
574	35
588	29
DB591	32, 37
DB593	37
DB594	37
DB595	37, 40
DB596	37
DB597	37, 40
S598	17
599	28

600

Product #	Page
DB600	37
602	25, 36
603	36
608	29
612	24
619	24
628	29
629	29
631	29
633	28
638	24, 29, 42
653	27
655	27
657	27
659	28
669	24
678	24, 33
688	24

700

Product #	Page
701	23, 36
S714	11
754	27
755	27
756	27
757	27
758	27
759	27
769	23
770	23
772	23, 36
773	23, 36
775	27
778	23
779	23
786	23, 32
788	23
792	24, 29, 32, 42
793	24, 29, 42
795	23
797	24, 29, 42
798	24, 29, 42

800

Product #	Page
S803	8
804	26, 33
805	36
806	36
807	26, 33
810	36
S814	14
815	24
818	24
825	36
854	27

855	20, 22, 27
856	27
858	27
859	27
863	26
875	27
884	26
888	26

900

Product #	Page
918	30
933	38
934	30
943	39
954	31, 34
955	31, 34
956	30
958	31
959	31, 33
960	30
961	31
962	30
963	30
964	30, 31, 33
965	30
966	31
967	30, 31, 33
968	30
969	31
970	30
971	31
973	30
977	30
978	30
979	30
984	31
985	31
986	31

1000

Product #	Page
1010	41
1011	41
1012	41
1013	41
1020	41
1021	41
1030	43
1031	43
1032	43
1033	43

2000

Product #	Page
S2048	9
S2058	10
2124	11
2125	11
2144	11
2145	11

GENERAL INFORMATION

All Reese products comply with the Buy American Act (BAA) and the American Reinvestment and Recovery Act (ARRA).



FIRE RATED — UL10B Tested. See page 5.



POSITIVE PRESSURE — UL10C Positive Pressure Test. See page 5.



SMOKE AND DRAFT CONTROL TEST — Category H Listed, UL-1784. For use on “S” labeled doors. See page 6.



SOUND TEST — ASTM standard E90-75. See page 7.



AIR INFILTRATION TEST — E283-73 AND SDI 116 Air. See page 7.



EDGE SEAL TESTED — UL10C Category G. See page 29.



ADA COMPLIANT THRESHOLDS — These thresholds have less than 1/4” vertical rise, beveled rise slope no greater than 1:2 up to 1/2”, and ramps with slope less than 1:12. They meet ANSI spec. A117.1.

MATERIAL DESIGNATIONS

A – Mill finish aluminum

B – Architectural brass

BLK – Black anodized aluminum

C – Clear anodized aluminum

D – Dark bronze anodized aluminum

G – Gold anodized

SS – Stainless steel

V – Vinyl insert

N – Neoprene insert

U – Polyurethane insert

P – Pile insert

PR – Polypropylene insert

S – Silicone insert

Material Finishes

Aluminum extrusions shown are alloy 6063-T5. They are available in mill finish, clear, gold and duranodic bronze finish as noted.

Bronze extrusions are alloy 385 architectural bronze. They are furnished in mill finish, which is a light brass color.

All vinyl weatherstrips are extruded from “cold weather” vinyl, which remains flexible down to -30°F and is in compliance with commercial standard CS230-60, as published by the U.S. Department of Commerce and ASTM D-2287-81.

Polyurethane is an ether-based elastomeric thermoplastic, resin especially developed for low temperature flexibility, abrasion resistance and durability. See page 23 for more attributes.

All expanded (sponge) neoprene is closed cell, and extruded with a tough outer skin for extra abrasion resistance or slitted without outer skin. It is black in color for maximum weatherability. See page 25 for more attributes.

Silicone rubber is a synthetic polymer able to withstand a wide range of temperature extremes. See page 24 for more attributes.

Polypropylene is a thermoplastic rubber compound developed by Reese that has excellent low temperature flexibility and weather resisting qualities. See page 24 for more attributes.

c/c — Code Acceptability, Certification

All Reese products are guaranteed for two years against defects in material or workmanship. Defective goods will be replaced or repaired, at our option. No claims for damage incurred or work done thereon will be allowed. Reese does not assume liability for consequential damages or delays, and claims for labor will not be allowed.

pp — Product Presentations

Product drawings in this catalog are full size cross-section profiles, unless noted, and are designed to illustrate the uses and applications of the products. Dimensions not shown may be obtained by scaling the drawings. Catalog illustrations are sufficiently accurate to use as templates.

a/c — Availability, Costs

All products in this catalog are stocked for prompt shipment at our Rosemount, Minnesota plant. Catalogs and price lists are available from our plant.

STANDARD SCREWS FURNISHED WITH THRESHOLDS: No. 10 Phillips Flat Head Wood Screws in appropriate length.

STANDARD SCREWS FURNISHED WITH WEATHERSTRIP: 6 x 5/8” pan screws (furnished for most weatherstrips)

Fire Rated Weatherstrips and Thresholds

All fire rated weatherstrips and thresholds listed on this page have been tested and have pass **THE POSITIVE PRESSURE REQUIREMENTS UL10C AND MEETS CAN4-S104-2010. CATEGORY J LISTED GASKETING.** UL rated materials cover the fire test of door assemblies for **UL10B**.



The "F" prefix designates that the product has been fire tested and that each piece has the UL label attached*. Materials are not shipped with the UL label unless specified by ordering with the prefix "F-".

*Fire rated labels at no extra charge

WEATHERSTRIPS

<u>Adjustable Door Stop</u>	33, 59, 95, 99, 399, 599, 633, 659
<u>Astragal</u>	M35, DS75, 92, 93, 95P, 95V, 103, 129P, 129V, 203, 276, 678, 688, 792, 804, 807, 954, 955, 959, 961, 964, 967
<u>Hardware Compatible Perimeter Gasket</u>	653, 655, 657, 754, 755, 757, 758, 759, 775, 786, 854, 855, 856, 858, 859, 875
<u>Perimeter Seal</u>	39, 49, DS62, DS63, DS69, DS70, DS75, DS76, DS77, DS78, DS79, 93, DS106, 128V, 129P, 129V, 364, 373, 612, 619, 669, 678, 688, 769, 770, 778, 779, 788, 795, 804, 807, 815, 818, 863, 884, 888, 918, 934, 954, 955, 956, 958, 959, 961, 962, 964, 965, 967, 968, 970, 973
<u>Self-Adhesive Weatherstrip</u>	588, 608, 628, 629, 631, 638, 793, 797, 798

DOOR BOTTOMS

<u>Automatic Door Bottom</u>	320, 321, 330, 370, 372, 430, 521, 933, 934
<u>Door Shoe/Extender</u>	DB591F, DB591U, DB593F, DB593U, DB594F, DB594U, DB595F, DB595U, DB596F, DB596U, DB600F, DB600U, 1030, 1031, 1032, 1033
<u>Door Sweep</u>	M15, M35, 64, 323, 353, 354, 362, 377, DB469, 602, 603, 701, 772, 773, 805, 806, 810, 825, 954, 955, 960, 962, 963, 964, 965, 966, 967, 968, 969, 970, 971, 973, 977, 978, 979, 984, 985, 986

THRESHOLDS

<u>All Aluminum, Brass, and Stainless-Steel</u>
<u>Hospitality Thresholds</u>

UL 10 C – Category J Listed

Intended for application to/with listed steel frames and/or classified hollow metal or steel covered composite type fire doors rated up to 3 hours; wood composite and plastic covered type fire doors rated up to 1-1/2 hours; and wood core type 20 minutes.

UL 10 B

Intended for application to/with listed steel frames and/or classified hollow metal or steel covered composite type fire doors rated up to 3 hours; wood composite type fire doors rated up to 1-1/2 hours; and wood core type 20 minutes w/o hose stream.

Smoke and Draft Control Gasketing

For Use on 'S' Labeled Doors. Category H Listed Smoke and Draft Control Gasket. Complying with UL 1784 Standard for Air Leakage Tests of Door Assemblies and Other Openings Protectives. 

Tested for The Following Applications:

Wood Core Door Rated Up to 20 Minutes with Hose Stream
Wood and Plastic Covered Composite Fire Doors Rated Up to 1-1/2 Hours
Steel Covered Composite and Hollow-Metal Doors Rated Up to 3 Hours

Adjustable Door Stop

Neoprene	33, 59, 99, 399, 599	Drawing on Page 28
Silicone	633 and 659	Drawing on Page 28

Astragal

Neoprene	93	Drawing on Page 32
Nylon Brush	959, 964, 967	Drawing on Page 33
Polyprene	92, 103, 792, 793(with 183), 797(with 183), 798(with 183)	Drawings on Page 32 & 33
Silicone	638(with 183)	Drawing on Page 32
Vinyl	M35	Drawing on Page 33

Hardware Compatible Perimeter Seal

Neoprene	757	Drawing on Page 27
Polyprene	755 and 855	Drawing on Page 27
Polyurethane	775 and 875	Drawing on Page 27
Silicone	653, 655, 657	Drawing on Page 27

Perimeter Seal

Neoprene	39, 49, DS69, DS70, DS76, DS77, DS78, DS79, 364, 373	Drawing on Page 25
Nylon Brush	918, 934, 956, 958, 959, 961, 964, 967	Drawings on Page 30 & 31
Polyprene	815 and 818	Drawing on Page 24
Polyurethane	769, 770, 778, 779, 788, 795	Drawing on Page 23
Silicone	612, 619, 669, 678, 688	Drawing on Page 24

Self-Adhesive Perimeter Seal

Intumescent*	588	Drawing on Page 29
Polyprene	793, 797, 798	Drawing on Page 29
Silicone	638	Drawing on Page 29

*588 Also Rated as Category G, Edge Sealing System. See Page 29 for More Information.

Note: Any UL 10C Classified Threshold, Automatic Door Bottom, Door Sweep, or Door Shoe May Be Installed (Although Not Required) on a 'S' Label Door Without Affecting the Label.

AIR INFILTRATION TEST RESULTS

Tests conducted by a leading independent testing laboratory.

HEAD & JAMB	THRESHOLD THRESHOLD	DOOR BOTTOM	25 MPH CFM RATING
DS62	NONE	321	.22
DS62	BOTTOM SEALED CLOSED		.13
DS70	S498A	NONE	.08
DS75	NONE	321	.25
DS75	BOTTOM SEAL CLOSED		.16
DS78	S498A	NONE	.13
DS79	S498A	330	.03
399	NONE	521	.23
599	NONE	521	.04
770	S498A	330	.03
797	NONE	321	.13
797	BOTTOM SEAL CLOSED		.02



E283-73 and SDI 116 Air

WEATHERSTRIPS SAVE ENERGY AND MONEY

In these energy conscious times, we understand that a door perimeter which leaks air, costs money. In addition, smoke can pose a life threatening hazard to anyone exposed.

Reese has tested many seal combinations to determine effectiveness against air and smoke infiltration. This was done in conformance with ASTM test procedure E283-73 and SDI 116, at a static pressure of 1.56 psf — the equivalent of a 25 mph wind. The results are shown on the chart at left.

SOUND PROOFING TESTS

Reese Enterprises, Inc. offers a wide variety of proven soundproofing door seals. Used in conjunction with sound rated doors, they will provide you with the sound reduction you require. Below are results of test conducted by a leading acoustical testing laboratory.

What is an STC Rating?

These letters stand for Sound Transmission Class — a single number rating devised by the American Society for Testing and Materials (ASTM). This rating provides the manufacturer or consumer with a measurement of the relative sound insulating performance of a barrier such as a wall, partition, or door and its seals, allowing performance ranking of competing products.

It is derived in accordance with exacting test procedures outlined on ASTM Standard E90-75. The specimen to be tested is mounted between two large reverberation rooms. These rooms are arranged and constructed so that the only significant sound transmission between them is through the test specimen. A sound signal, consisting of a series of eighteen 1/3 octave bands of random (pink) noise, is introduced into one room, called the source room. Then measurements are made to determine the Noise Reduction caused by the barrier — the source room sound level minus the receiving room sound level — at each



ASTM Standard E90-75

test frequency. These noise reduction measurements are then mathematically converted to a Transmission Loss (TL) figure in decibels (dB) for each frequency band. The TL figures are then compared to standard ASTM STC reference contours (ASTM E313-73). These standard contours are designed to

correlate TL figures with overall subjective impressions of the sound insulation provided by a barrier against the sounds of speech, radio, television, music, and similar sources of noise typical in offices and dwellings. The STC rating is the highest contour where the sum of the deficiencies (that is the deviations below the reference contour) is not greater than 32dB and the maximum deficiency at any single test frequency is 8dB. The higher

the number, the greater the individual TL values of a barrier; consequently, the greater the sound insulation properties. It should be noted that this rating is a result of the average TL of many frequencies. If you have a noise control problem in just one frequency range, it would be better to look at individual TL values at that frequency range rather than just the STC rating when selecting products.

HEAD & JAMS STRIP	THRESHOLD	DOOR BOTTOM	DOOR CAULKED SHUT (Inoperable)	DOOR OPERABLE with REESE SEALS
599	None	521	STC 51	STC 46
599	S498A	330	STC 51	STC 45
99	None	330	STC 44	STC 37
770	None	330	STC 44	STC 37
DS79	S498A	330	STC 44	STC 41
792	None	321	STC 34	STC 28
793	None	321	STC 34	STC 28
797	None	321	STC 32	STC 28
DS75	None	321	STC 32	STC 29
DS70	None	320	STC 32	STC 28

Saddle Thresholds

S225A
S225B*
S225D



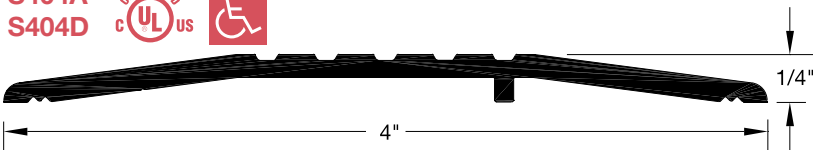
S225BLK



S263A
S263D



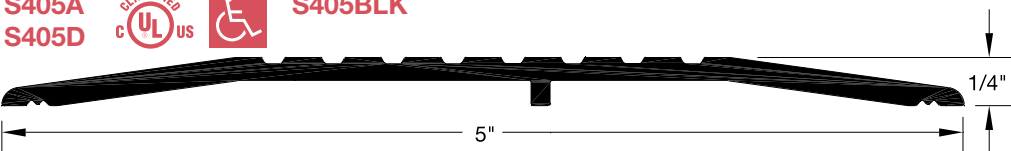
S404A
S404D



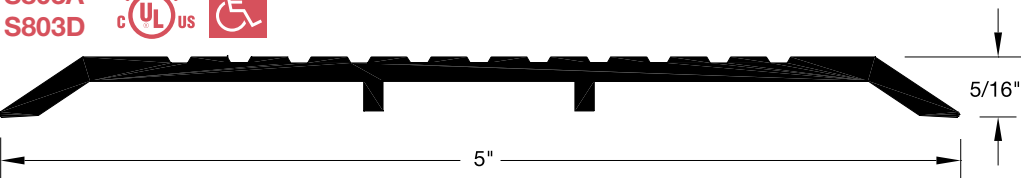
S405A
S405D



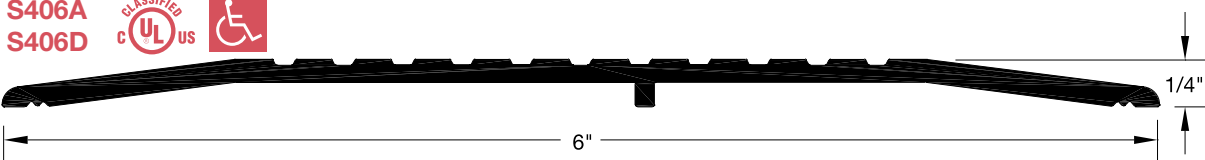
S405BLK



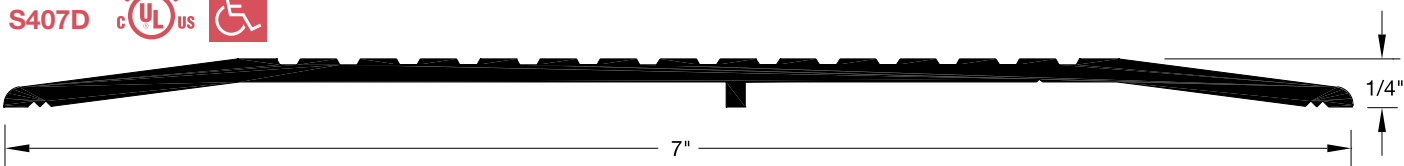
S803A
S803D




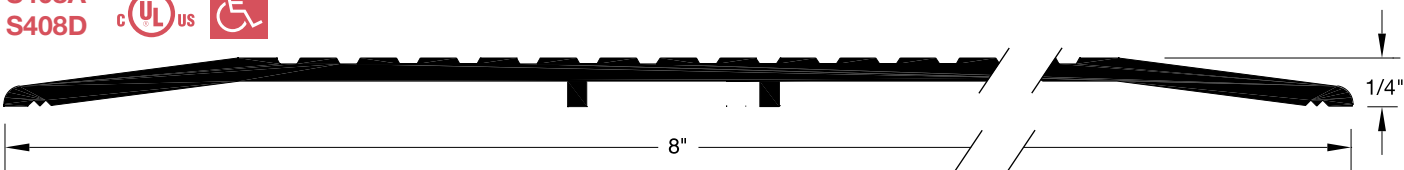
S406A
S406D



S407A
S407D

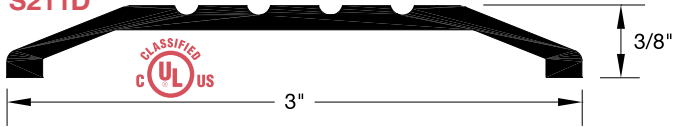


S408A
S408D

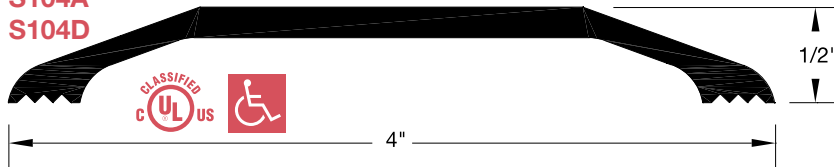


* Brass equivalent may differ slightly from the aluminum profile in images.

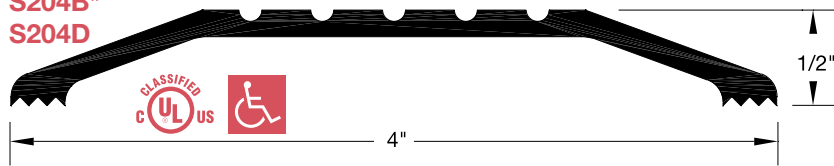
**S211A
S211D**



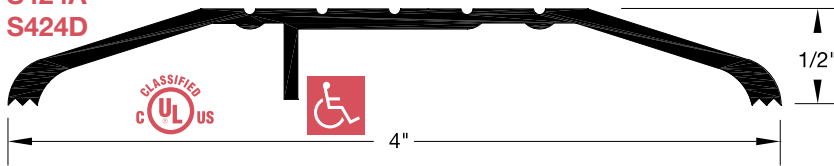
**S104A
S104D**



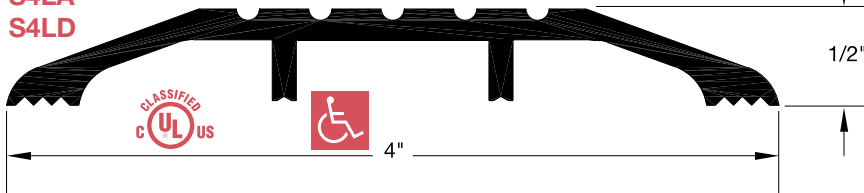
**S204A
S204B*
S204D**



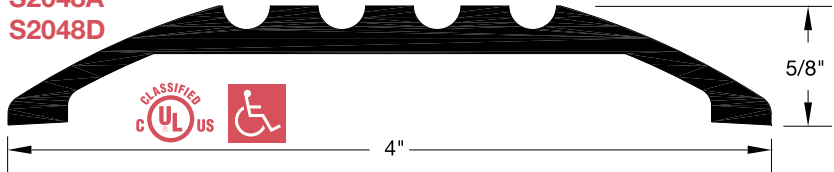
**S424A
S424D**



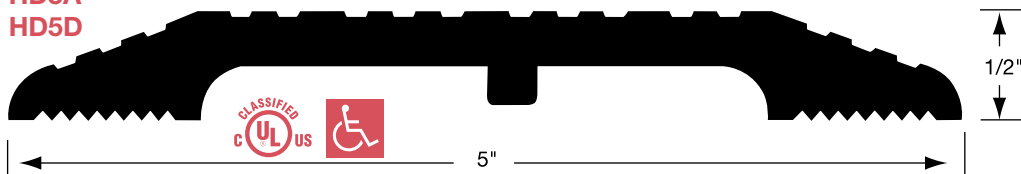
**S4LA
S4LD**



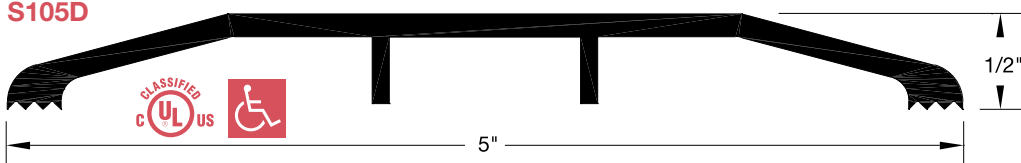
**S2048A
S2048D**



**HD5A
HD5D**



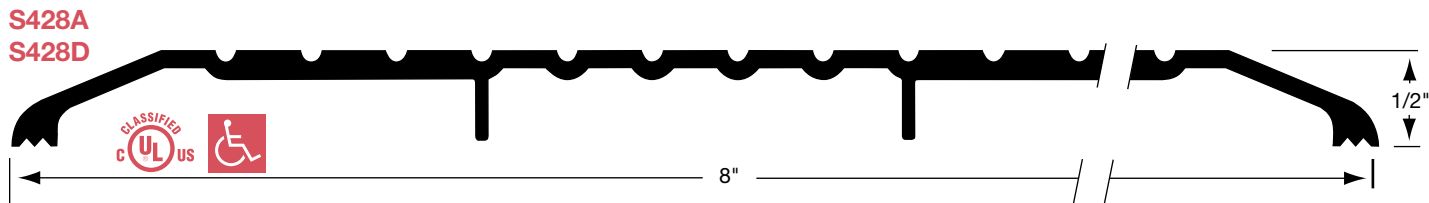
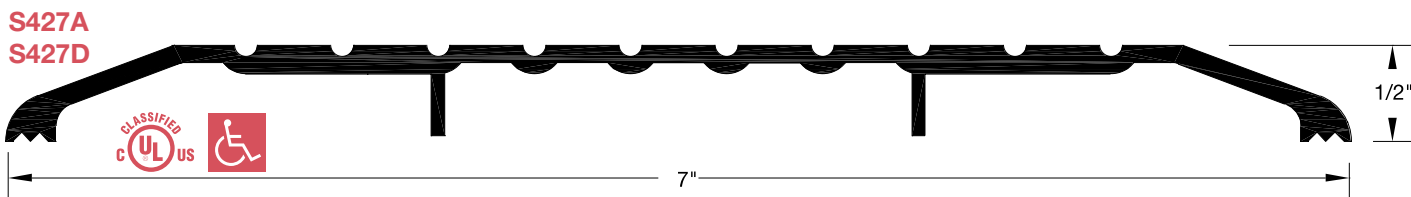
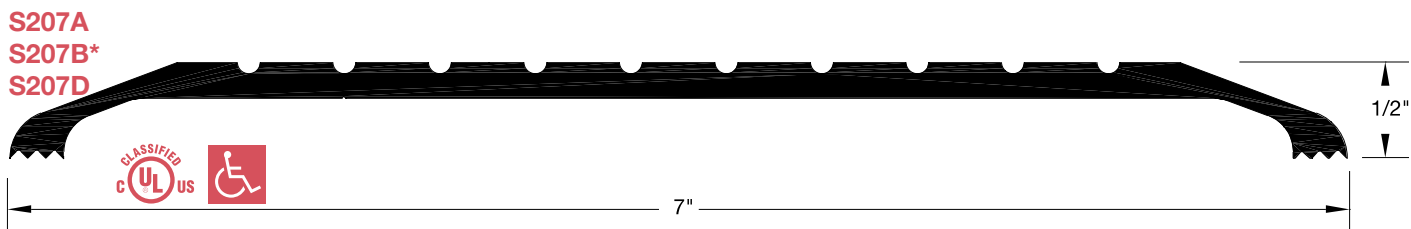
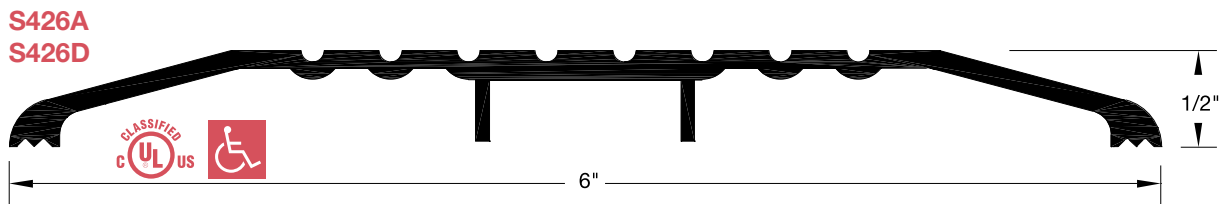
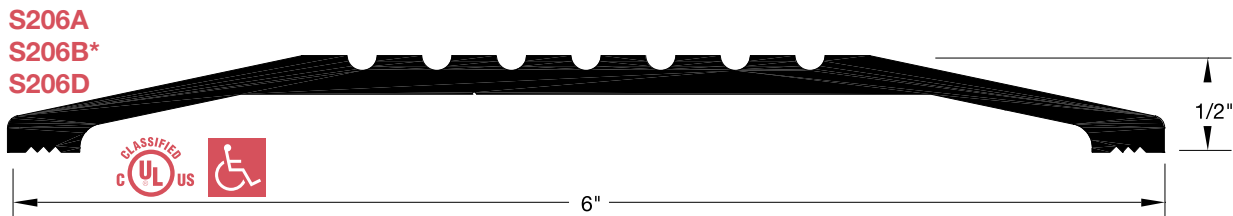
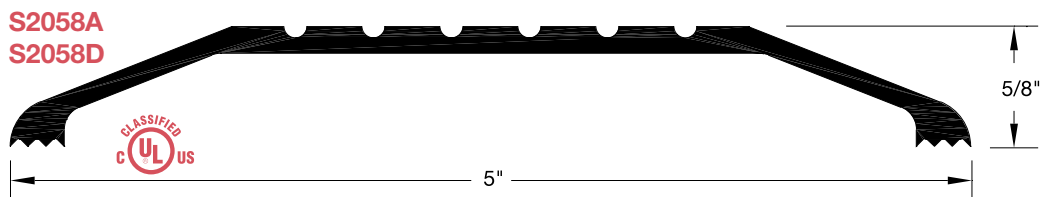
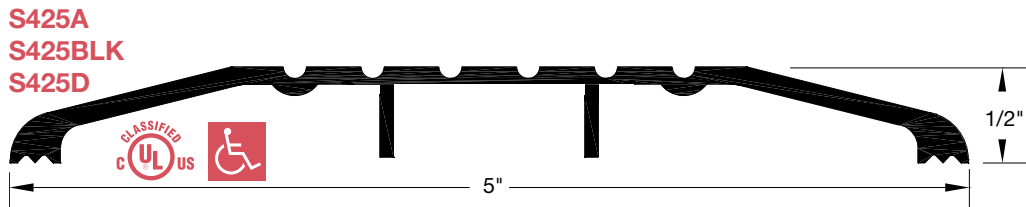
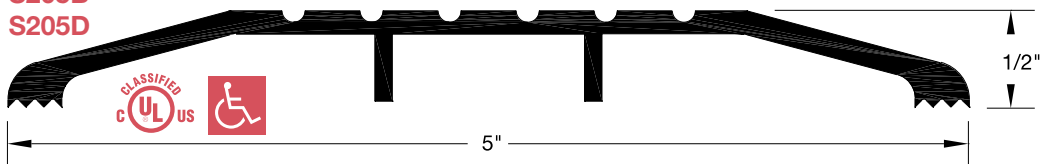
**S105A
S105D**



* Brass equivalent may differ slightly from the aluminum profile in images.

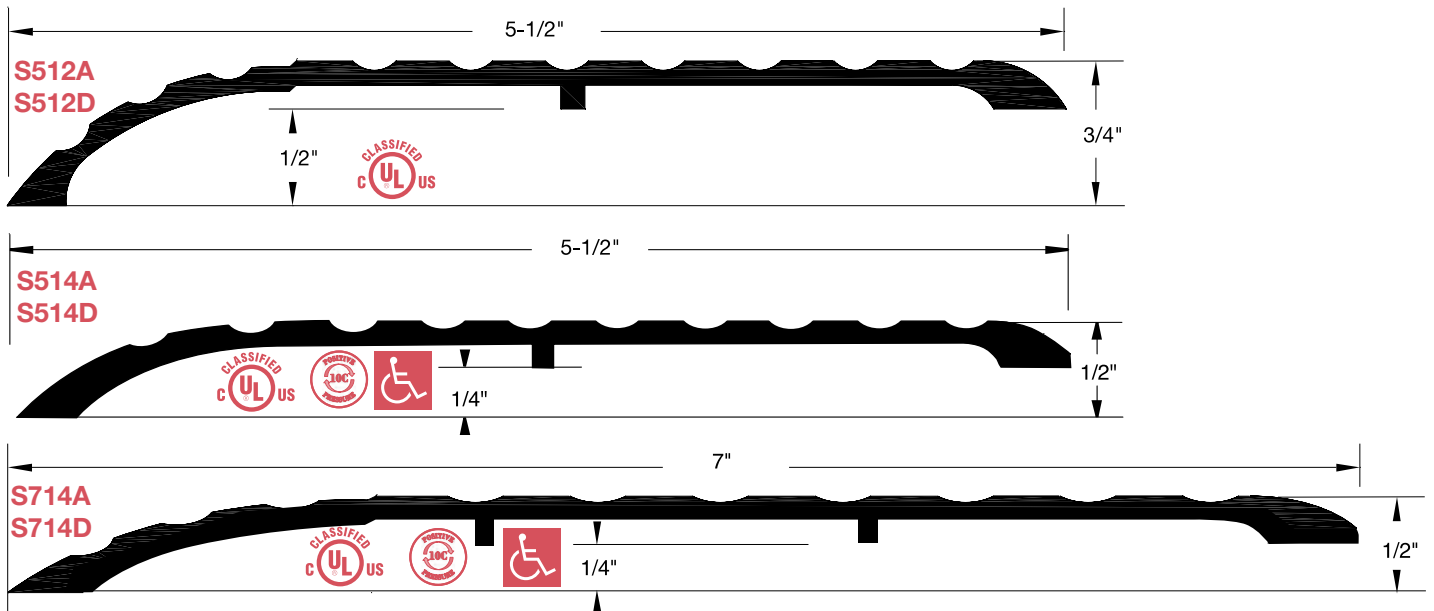
S205A
S205B*
S205D

NOTE: S205B does not have center legs.

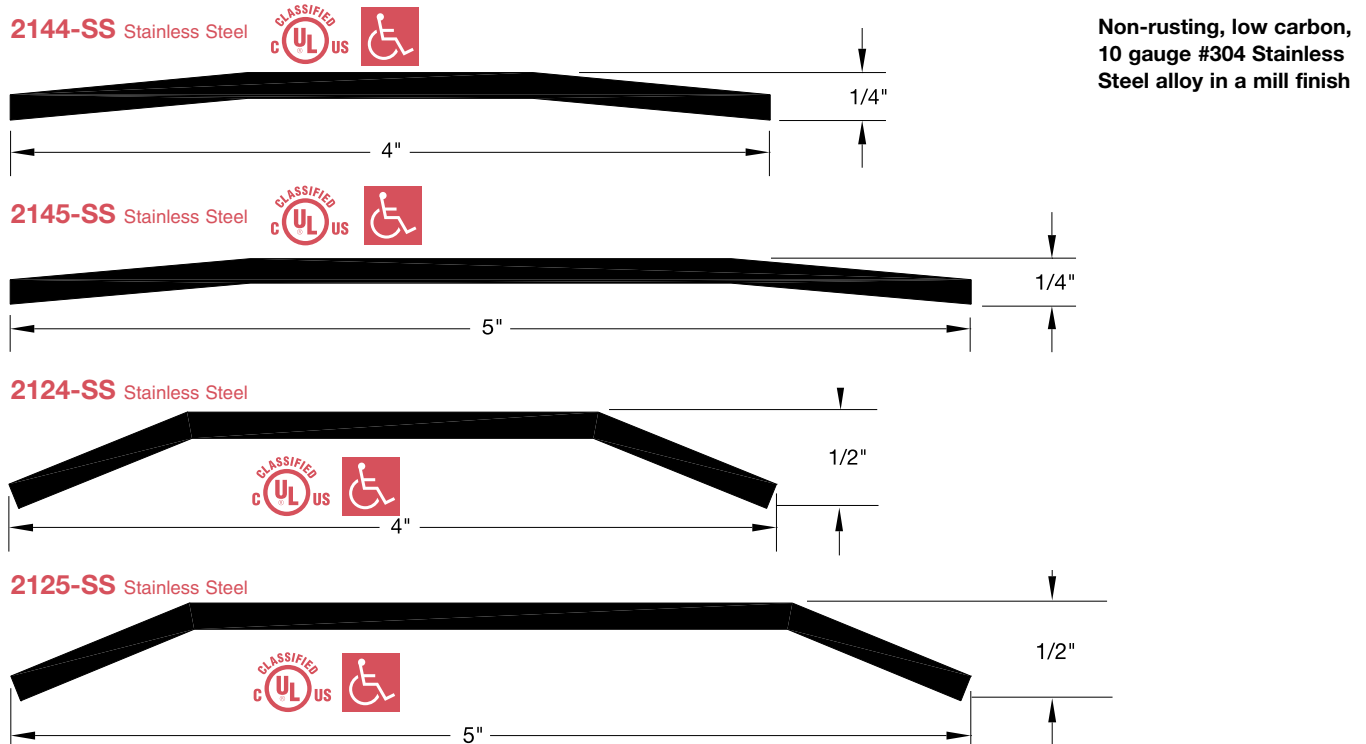


* Brass equivalent may differ slightly from the aluminum profile in images.

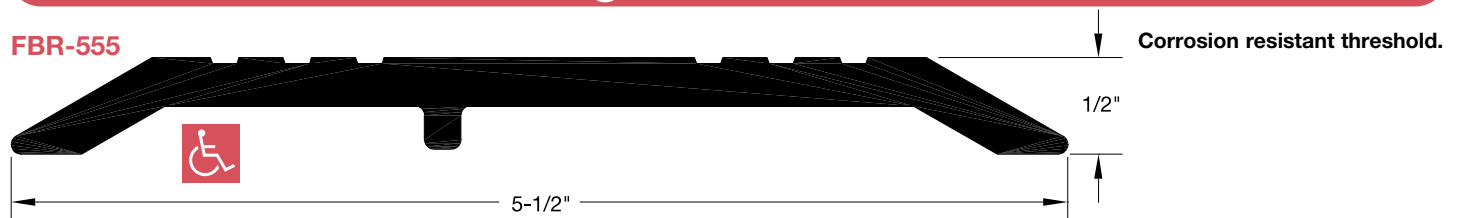
Offset Saddle Thresholds



Stainless Steel Thresholds



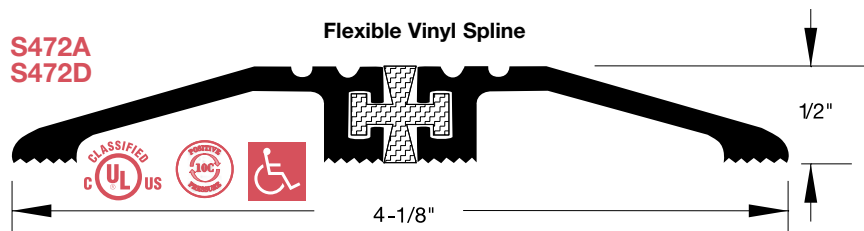
Fiberglass Thresholds



Thermal Break Thresholds

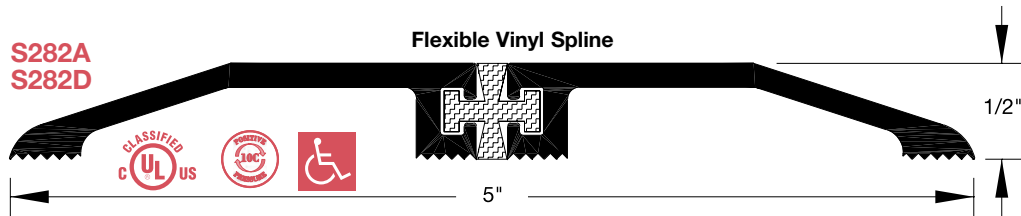
S472A
S472D

Flexible Vinyl Spline



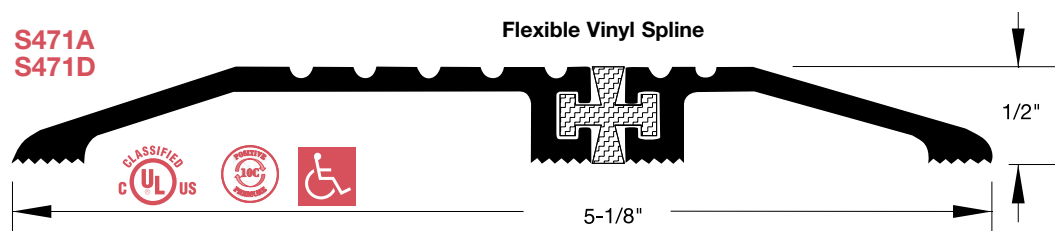
S282A
S282D

Flexible Vinyl Spline



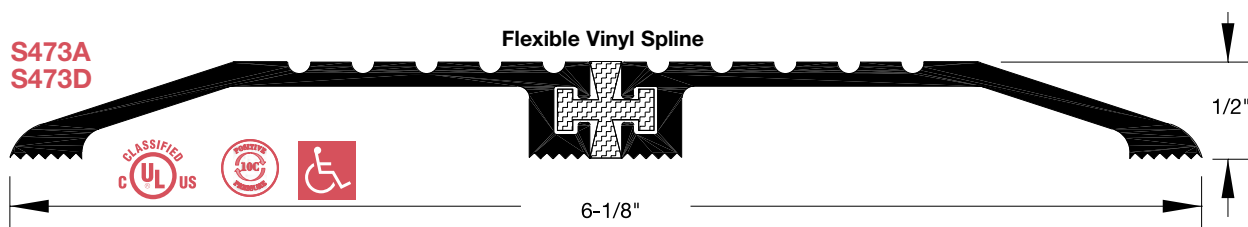
S471A
S471D

Flexible Vinyl Spline



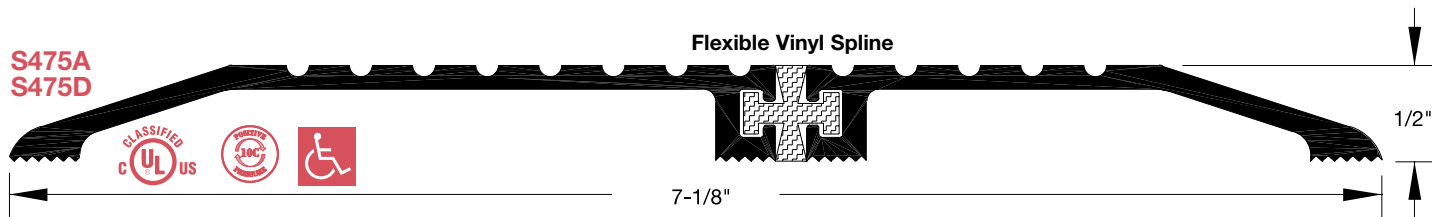
S473A
S473D

Flexible Vinyl Spline



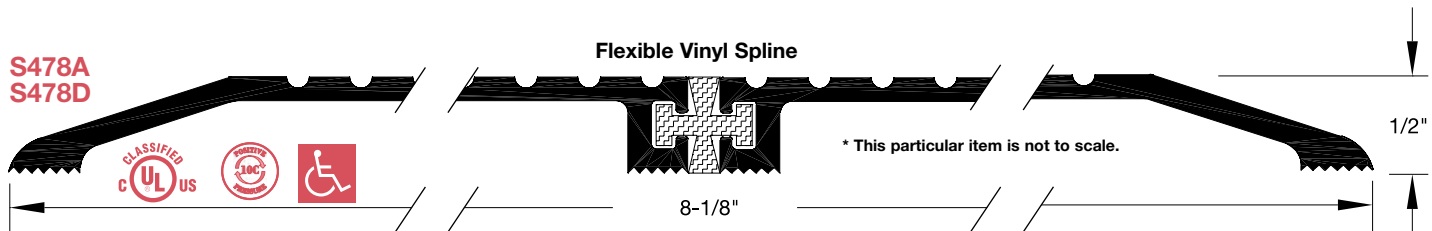
S475A
S475D

Flexible Vinyl Spline



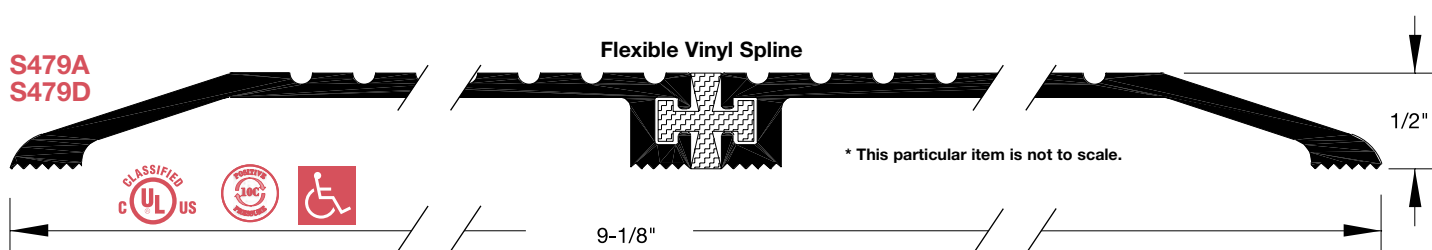
S478A
S478D

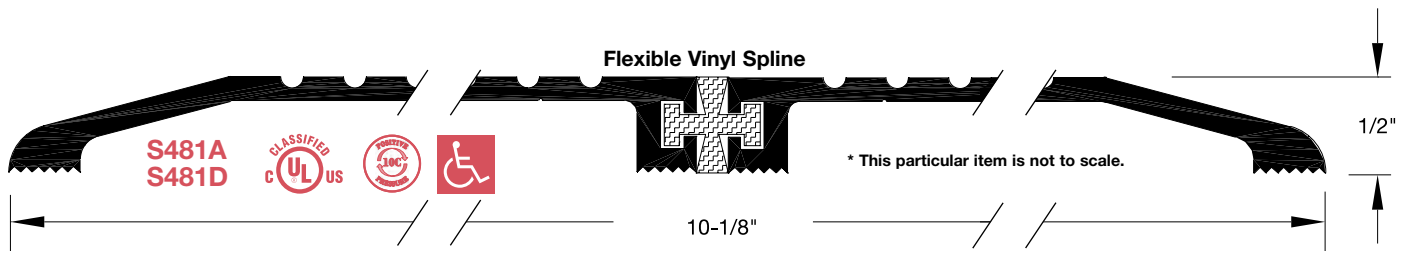
Flexible Vinyl Spline



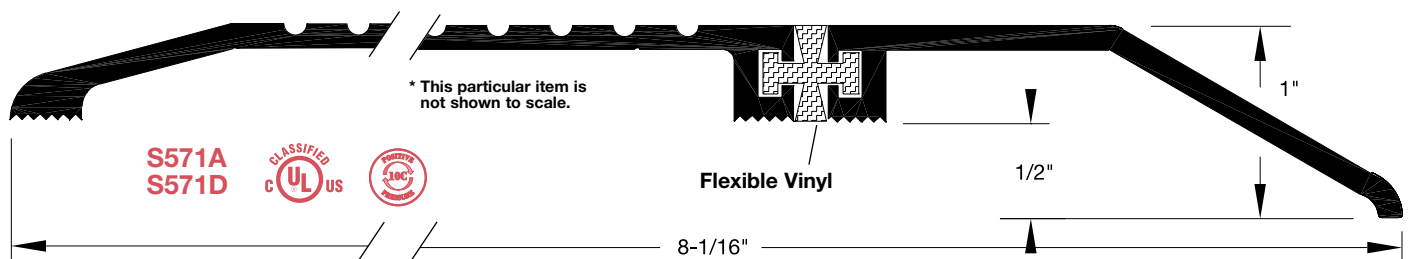
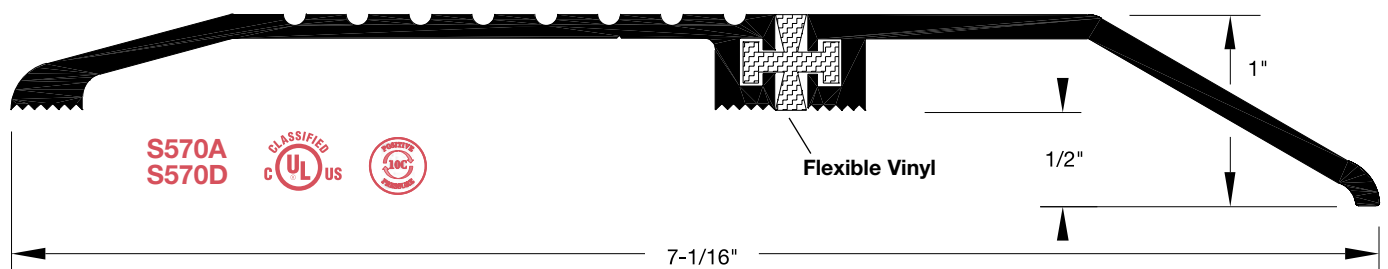
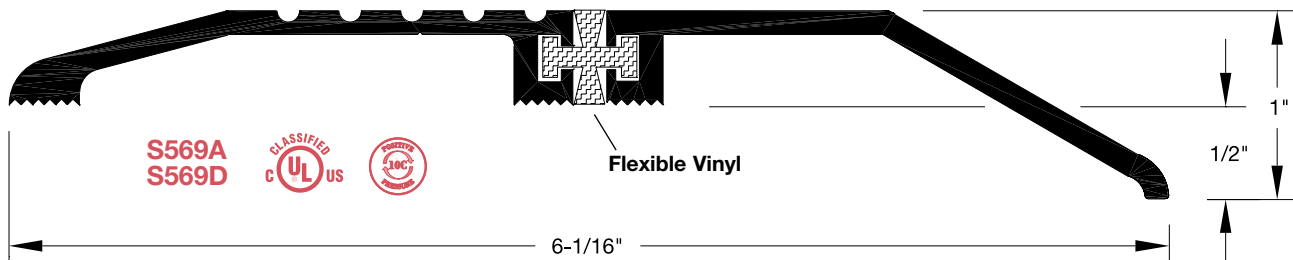
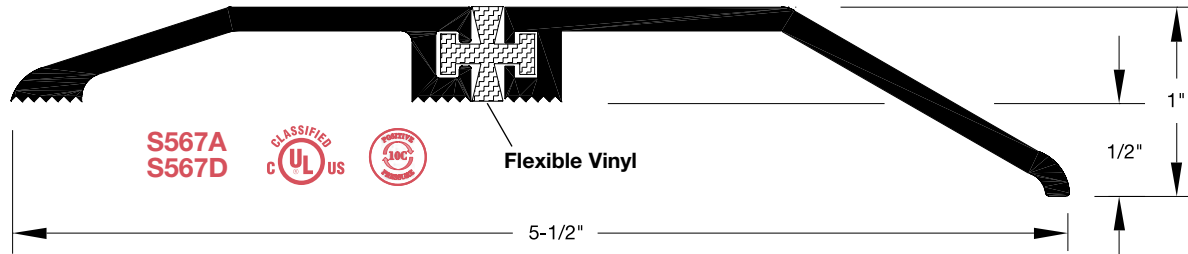
S479A
S479D

Flexible Vinyl Spline



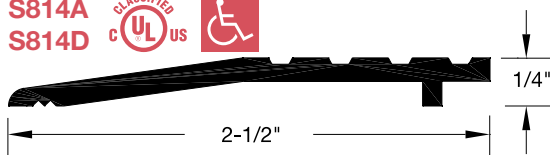


Offset Thermal Break Thresholds

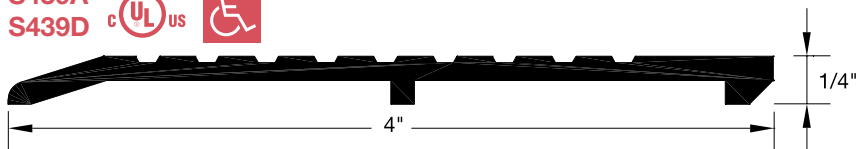


Half Saddle Thresholds

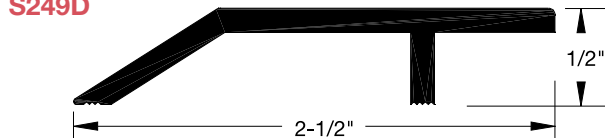
S814A
S814D



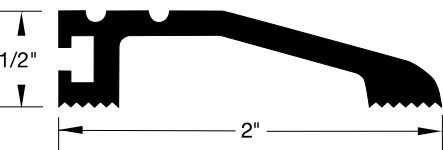
S439A
S439D



S249A
S249D

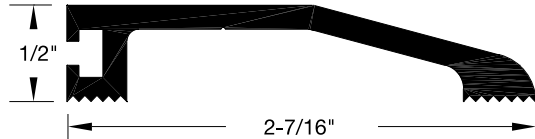


S470A
S470D



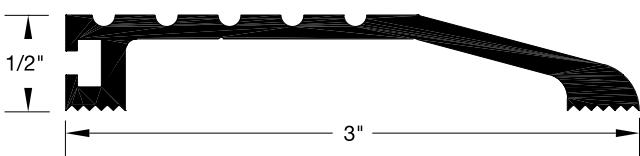
Insert Option
S Silicone

S482A
S482D



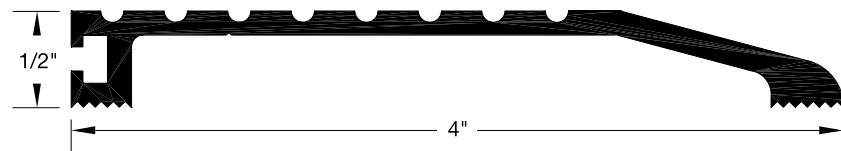
Insert Option
S Silicone

S283A
S283D



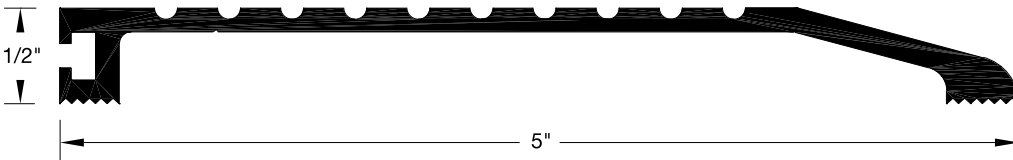
Insert Option
S Silicone

S284A
S284D



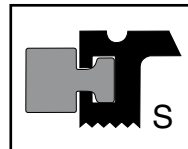
Insert Option
S Silicone

S285A
S285D

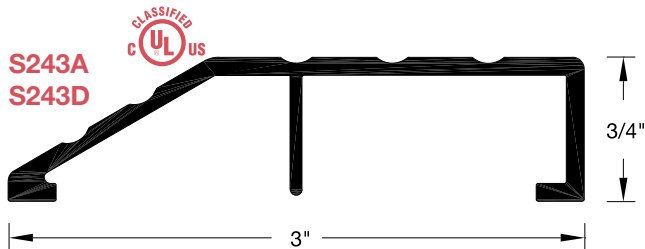
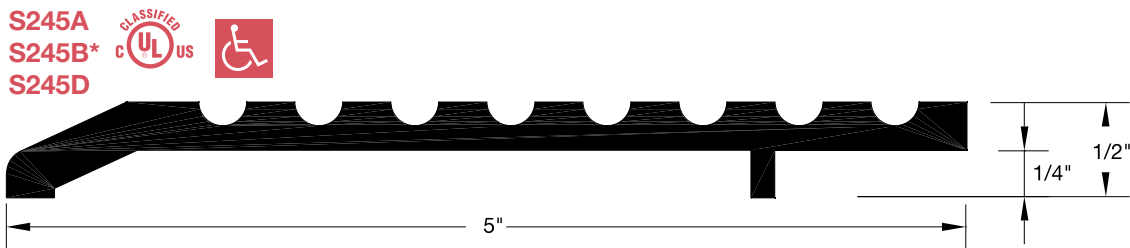
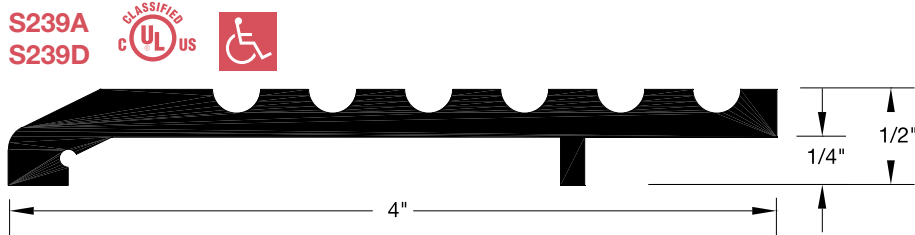


Insert Option
S Silicone

Insert Option
S Silicone





Please specify
S insert on
thresholds S470
through S285.
Inserts will not
be included in
orders if not
specified.



Beveled Aluminum Plates

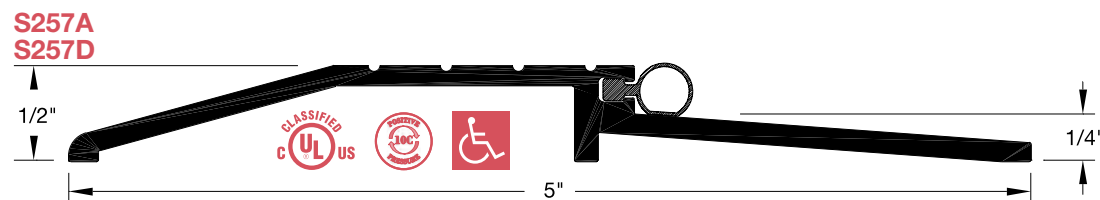
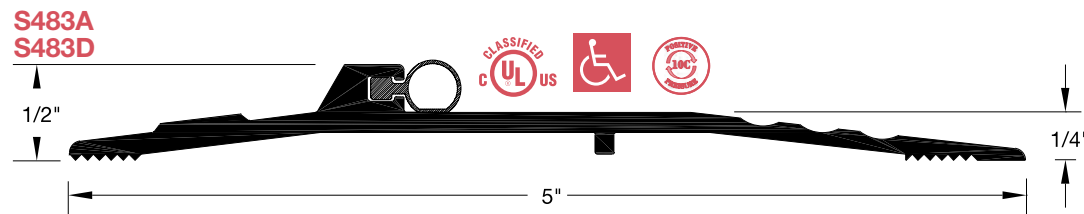
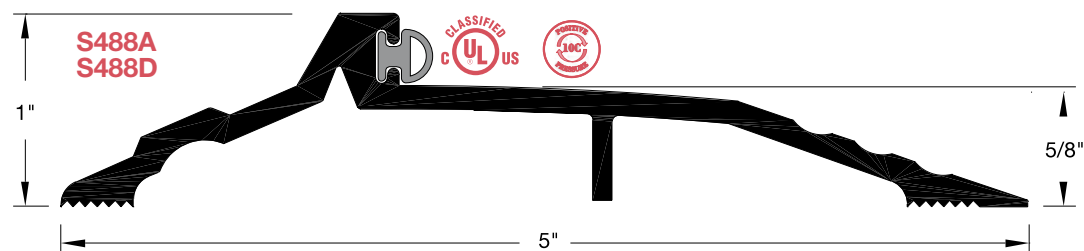
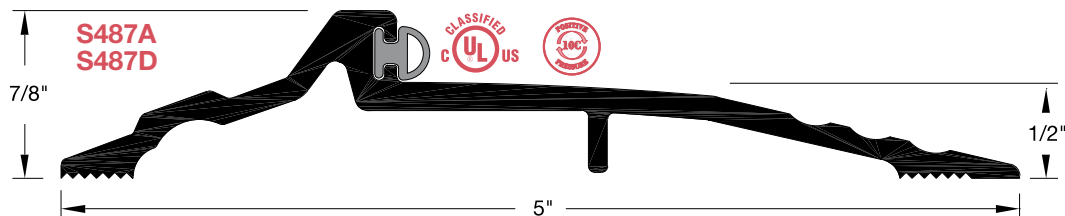
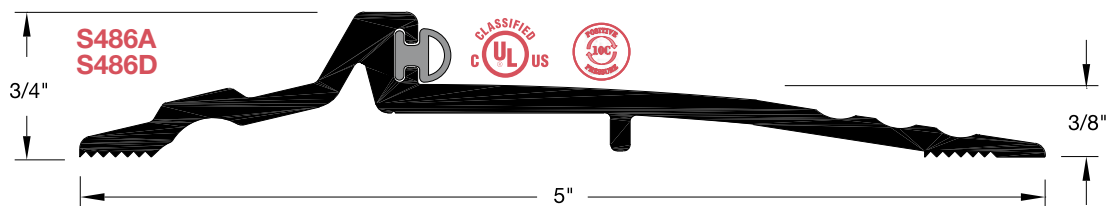
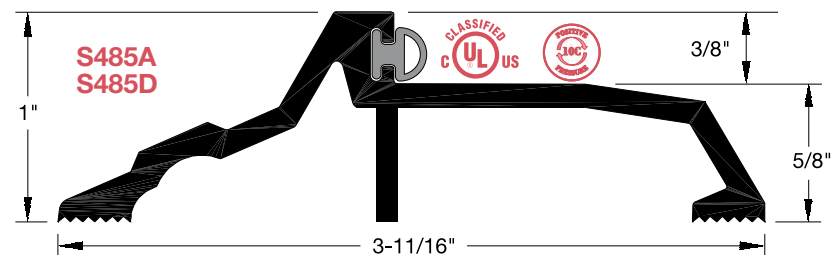
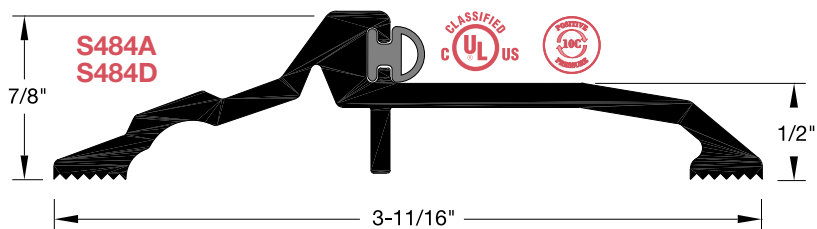
Plates are supplied undrilled unless otherwise specified.

Minimum width 2", maximum length 144".
All aluminum plates are provided NET length.



* Brass equivalent may differ slightly from the aluminum profile in images.

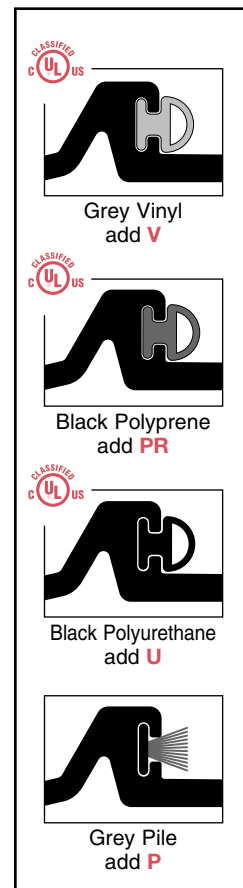
Panic Type Thresholds



Examples for ordering:

CODE	PART#, Finish Material, Insert Type
S485DV	S485, Dark bronze, grey, Vinyl insert
S485DP	S485, Dark bronze, Pile insert

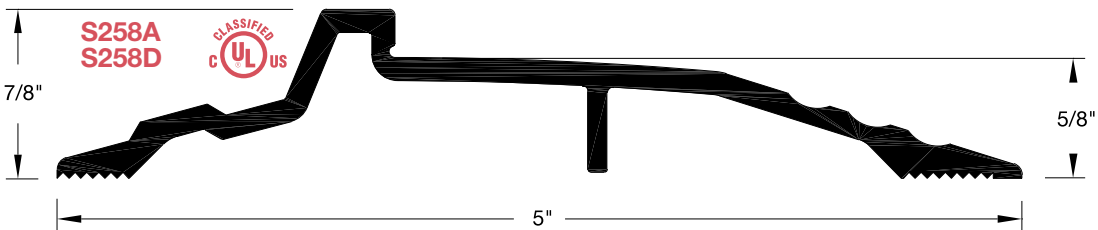
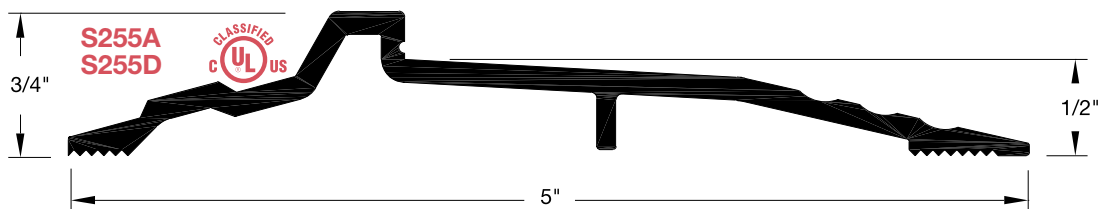
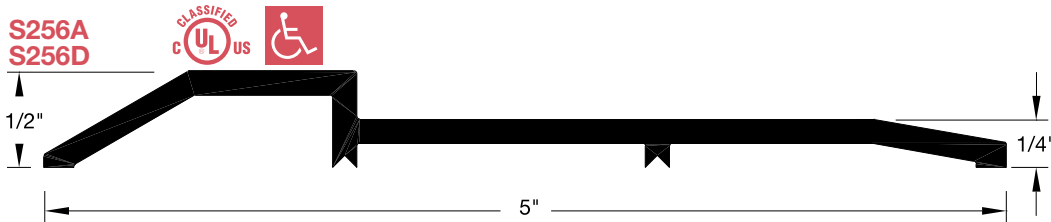
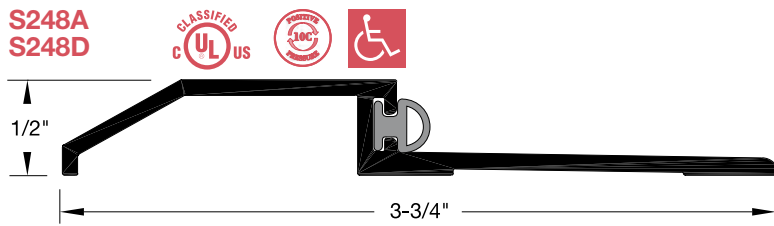
Vinyl insert shipped if no insert specified



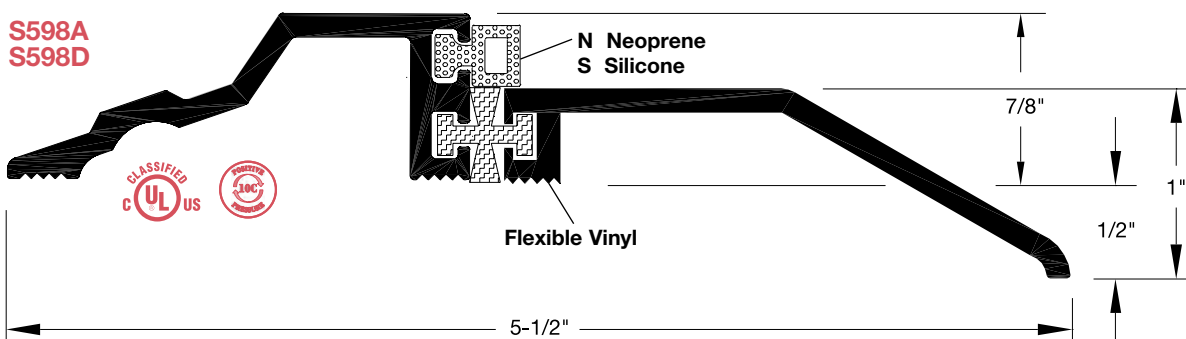
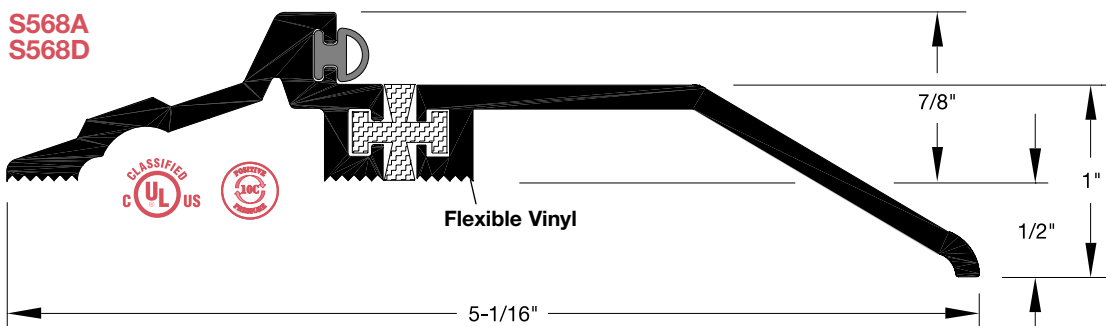
INSERT OPTIONS FOR S483 AND S257

U — Polyurethane
V — Vinyl
PR — Polyurethane
S — Silicone

Vinyl insert shipped if no insert specified

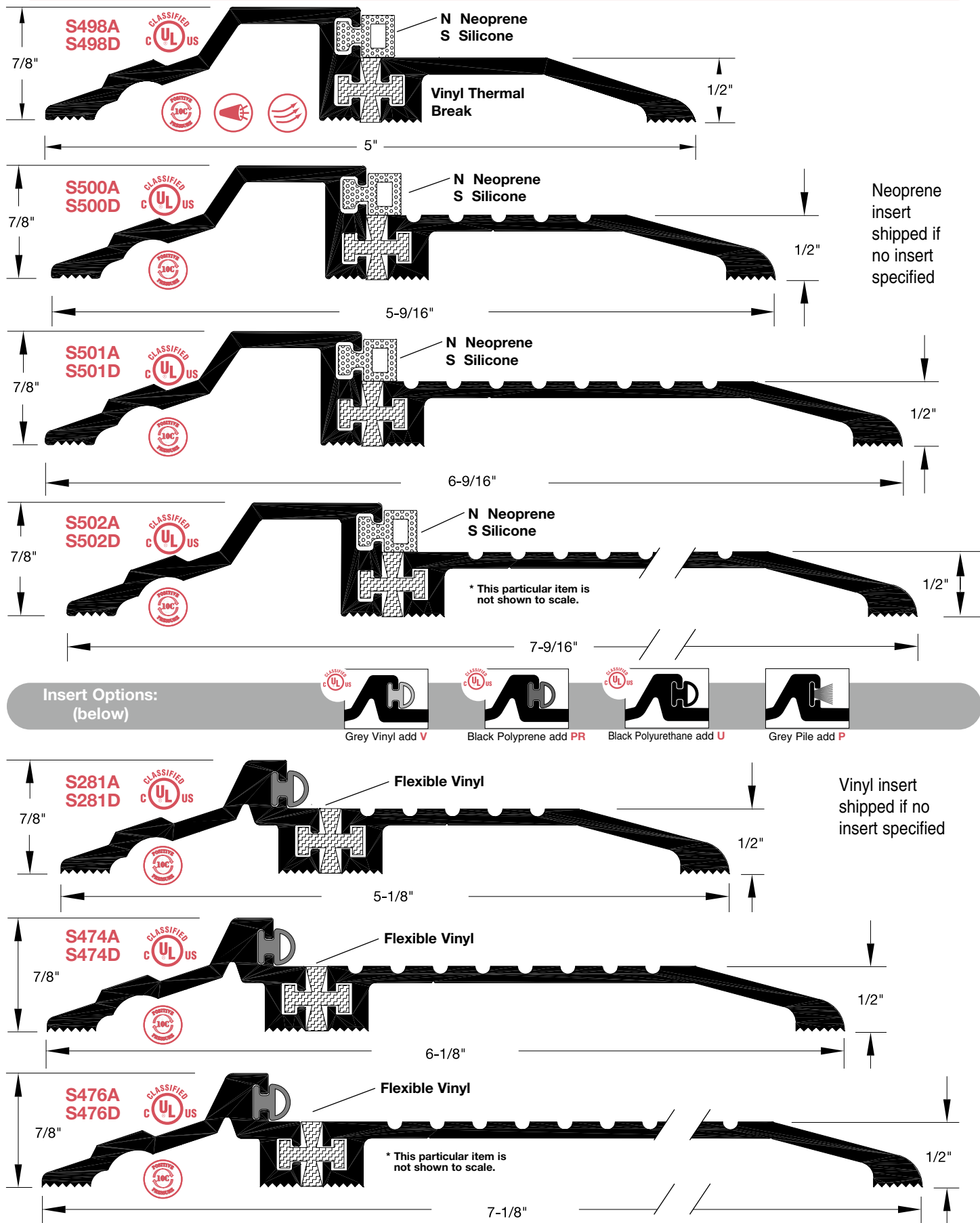


Offset Thermal Break Panic Thresholds



Neoprene
insert
shipped if
no insert
specified

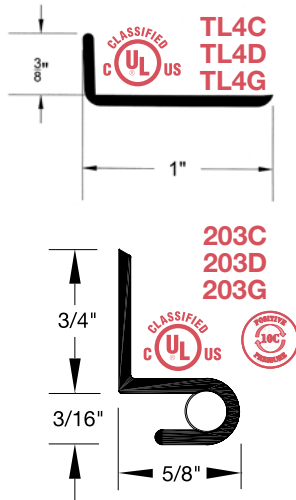
Thermal Break Panic Thresholds



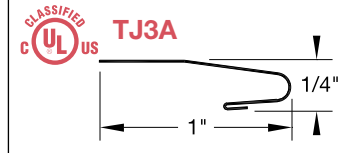
Interlock Thresholds

Aluminum Hooks

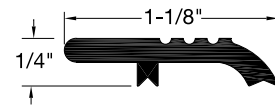
For applications requiring a threshold and an aluminum hook, both parts must be specified on your order.



Rolled Metal Hook

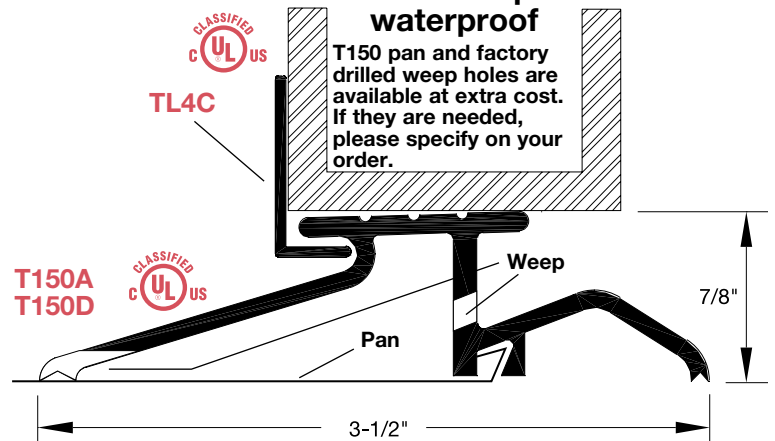


T040A
T040D

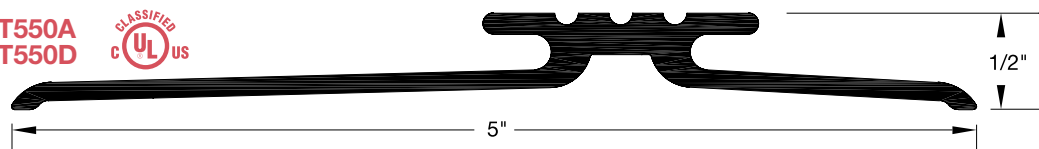


Double-lip waterproof

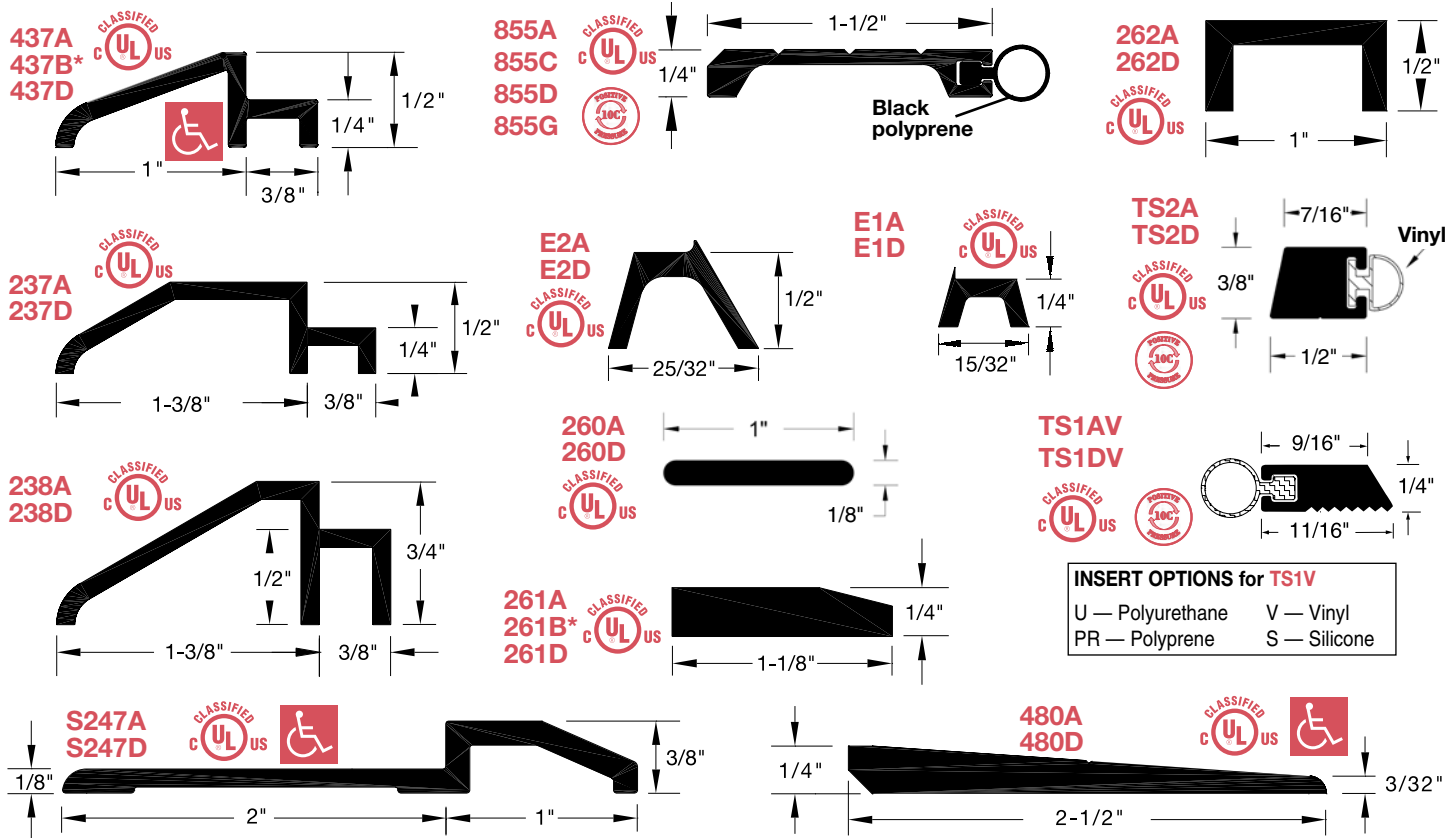
T150 pan and factory drilled weep holes are available at extra cost. If they are needed, please specify on your order.



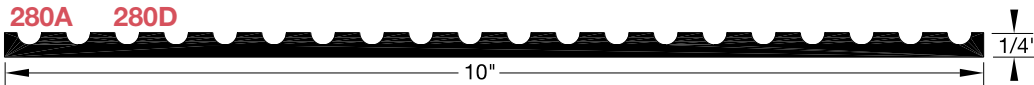
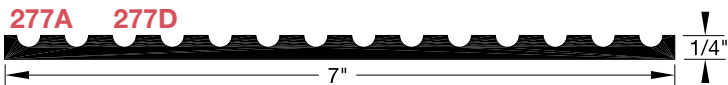
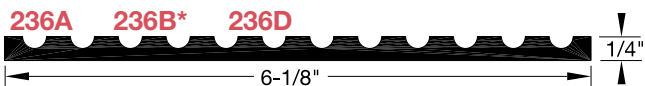
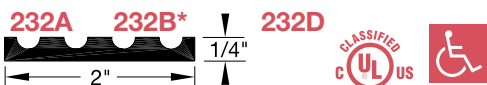
T550A
T550D



Threshold Assembly Components

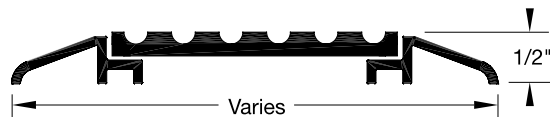
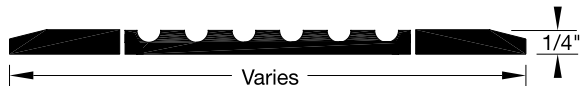
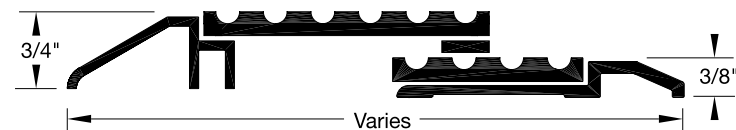
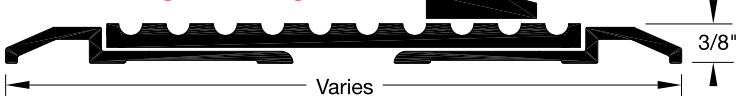


NOTE: Threshold Plates and accessories are furnished undrilled unless drilling instructions are furnished with order. Ordering fasteners only will not constitute drilling.



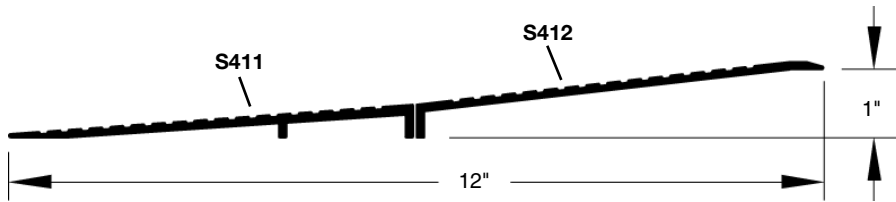
Half Size Details

Assembly Examples

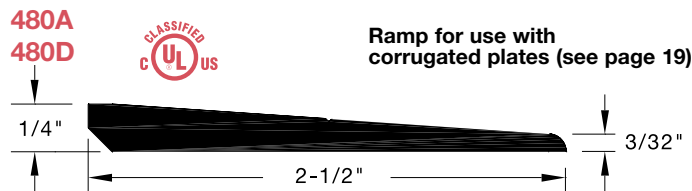
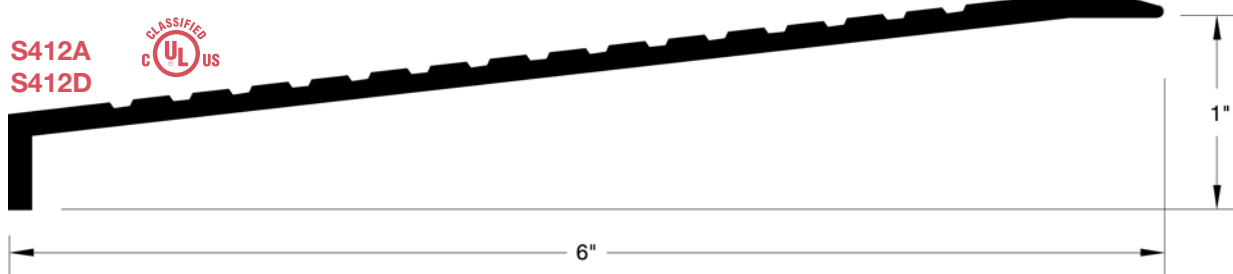
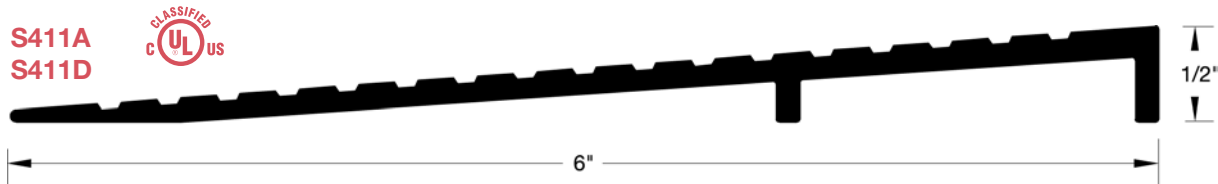


* Brass equivalent may differ slightly from the aluminum profile in images.

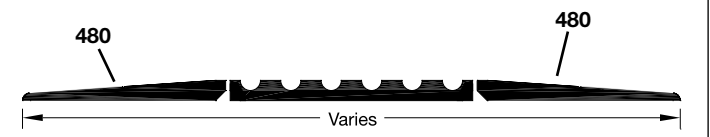
Aluminum Ramps



These thresholds have less than 1/4" vertical rise, beveled rise slope no greater than 1:2, up to 1/2" and ramps with slope less than 1:12. Many other Reese Thresholds also meet these criteria and are considered handicapped accessible.



Assembly Example:



Rubber Ramps

- Superior slip-resistant surface
- 22 degree flared sides
- Will not freeze, crack or flake
- Multiple piece ramps are factory fitted between pads
- Molded traction pads
- Rounded edges



The EZ Edge™ Ramp is solid and durable, with no load weight limitations. Designed for the real world, these ramps are remarkably affordable and easy to install on almost any surface. The EZ Edge Ramp system is your best value for vertical rise modifications.

EZ Edge Ramps are compression molded from 100% reclaimed 20 mesh minimum crumb rubber with urethane binders, having a maximum hardness (Shore A) of 65.

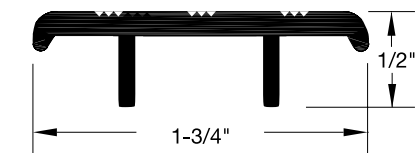


Model	Height	Width	Surface	Front to Back
TMR8	7/8"	42"	36"	8"
TMR8*	7/8"	77-1/2"	72"	8"
TMR14	1-1/4"	46"	36"	14-1/4"
TMR14*	1-1/4"	82"	72"	14-1/4"

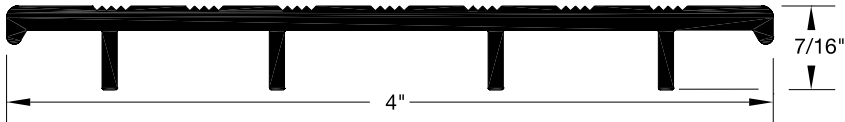
*Ramps with a 72" surface come in two pieces.

Carpet & Flooring Transition Threshold

S565A
S565D



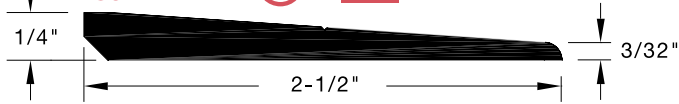
S563A
S563D



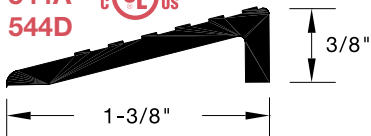
S266A
S266D



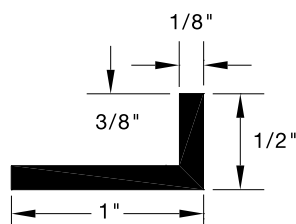
480A
480D



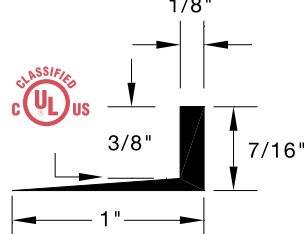
544A
544D



548A
548D

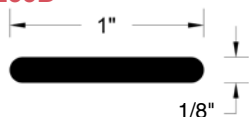


551A
551D

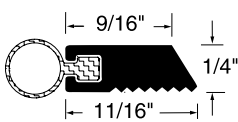


Surface Applied & Elevator Stop Strips

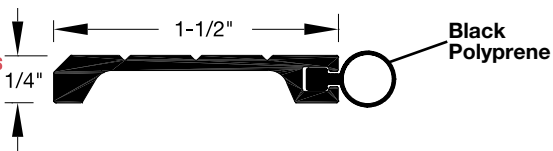
260A
260D



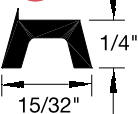
TS1AV
TS1DV



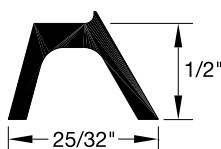
855A
855C
855D
855G



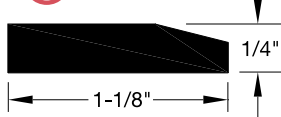
E1A
E1D



E2A
E2D

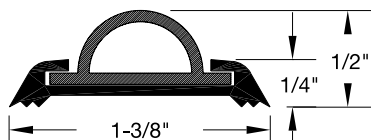


261A
261B*
261D

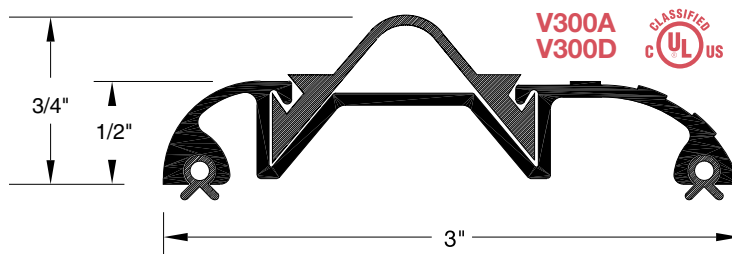


Vinyl Top Thresholds

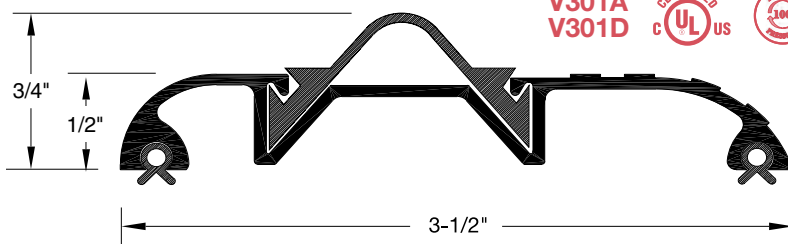
V138A
V138D



V300A
V300D



V301A
V301D



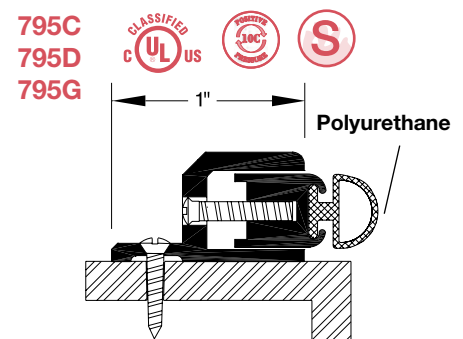
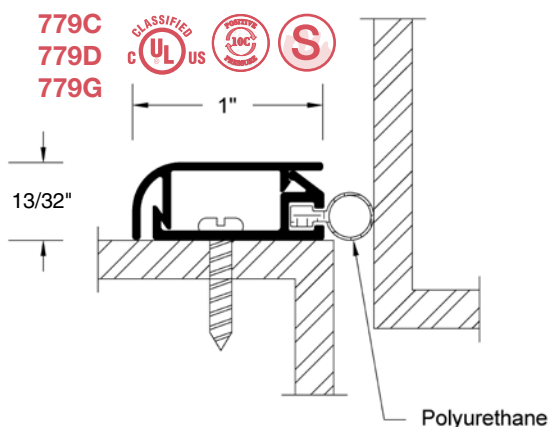
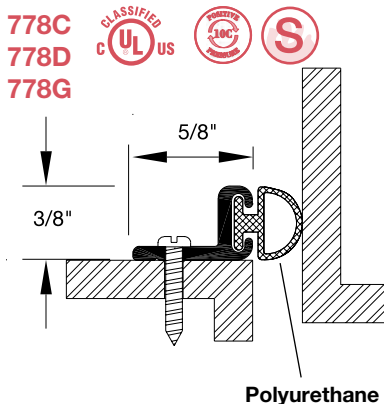
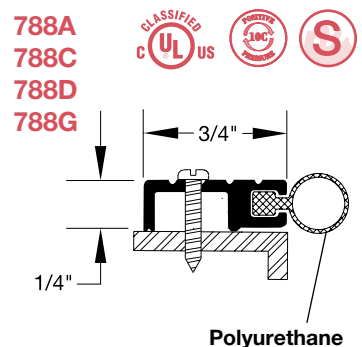
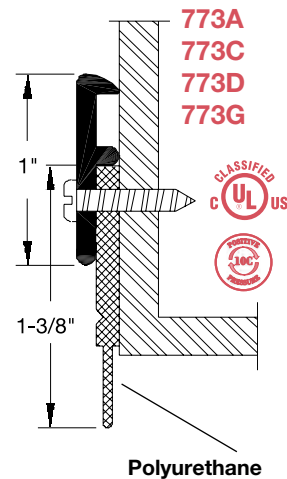
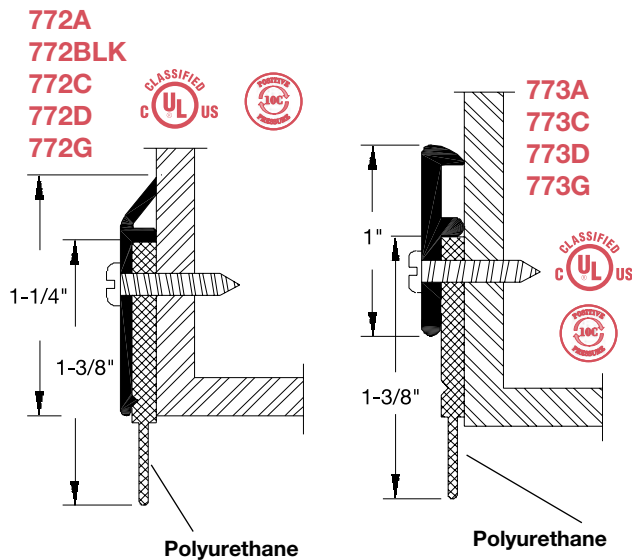
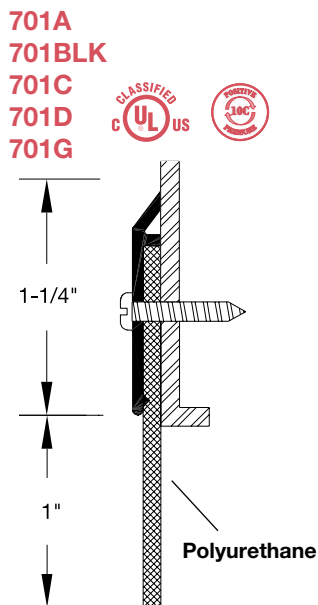
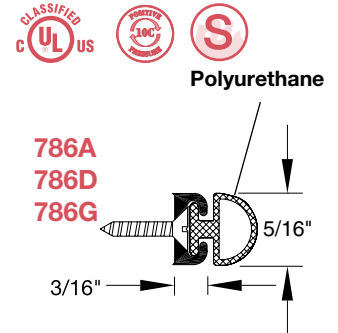
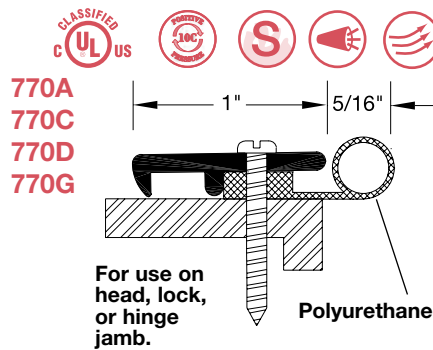
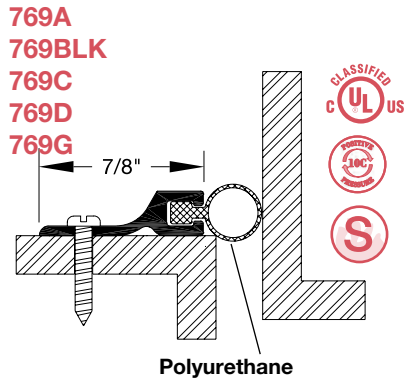
* Brass equivalent may differ slightly from the aluminum profile in images.

Polyurethane

Reese's exclusive polyurethane weatherstrips far exceed any other product on the market. Specify it for your next job.

With today's high maintenance and replacement costs, Reese Polyurethane Weatherstrips are the best choice, especially in high abuse areas such as schools or correctional institutions, dusty or abrasive environments, extremely cold locations or areas of high traffic.

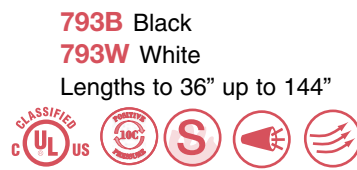
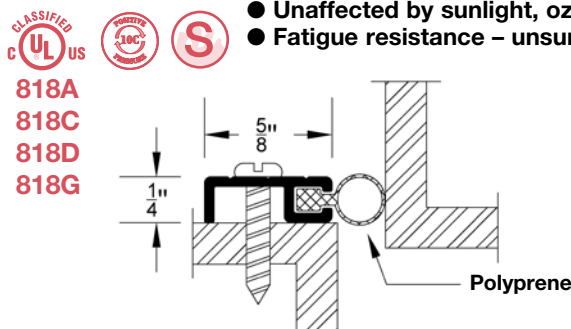
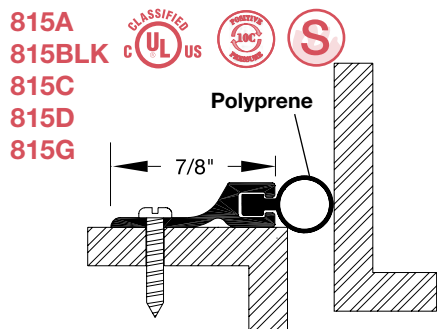
- 4 times the tear resistance, 40 times the tensile strength and nearly 100 times the abrasion resistance of silicone.
- Flexible to -58°F.
- Unaffected by ultraviolet light.
- Resistant to fungus and petroleum based solvents.
- Unaffected by Halon® fire extinguishant.



Polyprene

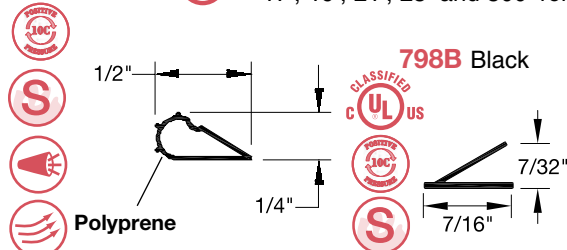
Polyprene®, a thermoplastic compound rubber, is a series of high-performance elastomers which combine the desirable characteristics of vulcanized rubber, such as flexibility and low compression set with the processing ease of thermoplastics.

- Withstands a wide variety of temperature extremes: remains stable and keeps its shape from -76°F to 250°F.
- Has soft, good low temperature flexibility.
- More wear resistant than silicone rubber.
- Low compression set – outstanding memory for consistent long-term sealing pressure.
- Unaffected by sunlight, ozone and ultraviolet rays.
- Fatigue resistance – unsurpassed flex fatigue resistance.

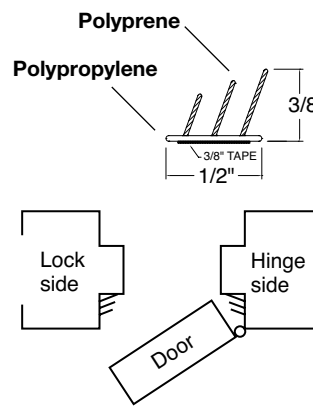
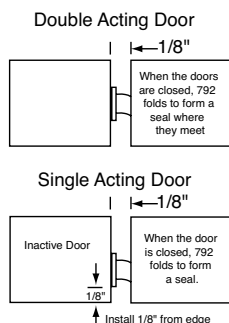
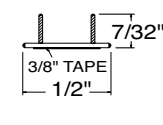


797B Black
797W White

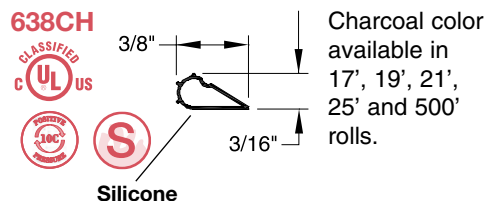
Note: 797 and 798 available in 17', 19', 21', 25' and 500' rolls.



792B Black
Lengths:
84" up to 108"



Silicone

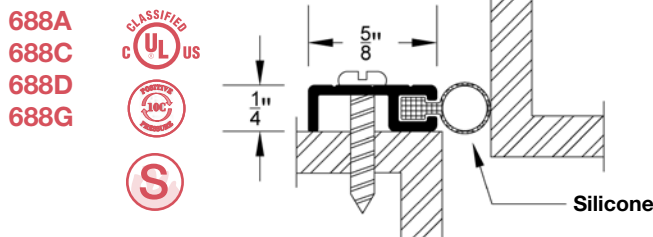
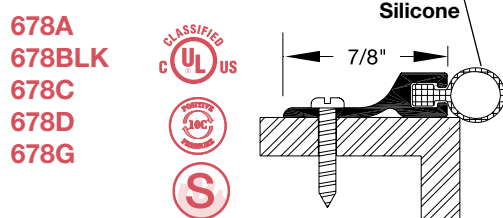
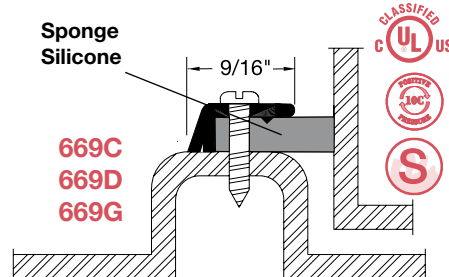
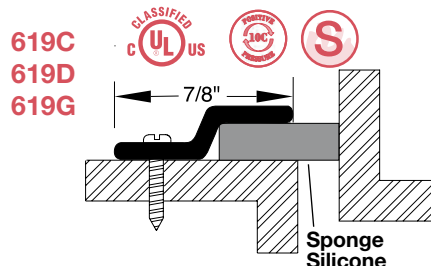
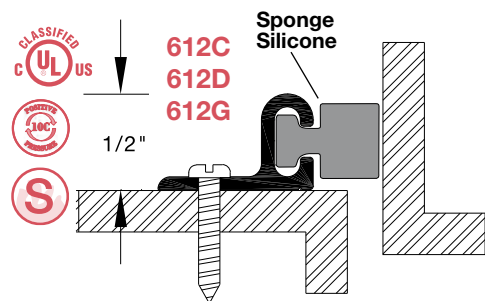


Charcoal color available in 17', 19', 21', 25' and 500' rolls.

Silicone rubbers are synthetic polymers with unusual molecular structures; giant backbones of alternating silicon and oxygen atoms. This linkage is similar to that found in quartz, thus silicones have superior heat resistance compared to other elastomers.

- Withstands a wide variety of temperature extremes and remains flexible from -75°F to 400°F.
- Retains softness indefinitely – will not deteriorate under normal exposure.
- Resists compression set – lower than thermal plastic elastomers.
- Resists fungus, mildew, moisture and steam.
- Unaffected by sunlight, ozone and ultraviolet rays.
- Nontoxic.

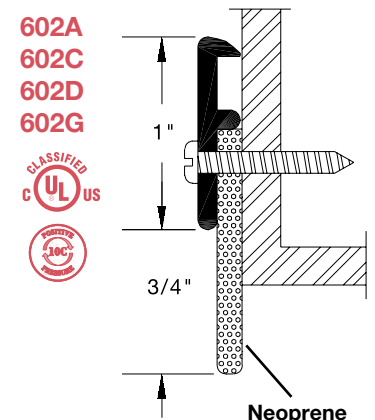
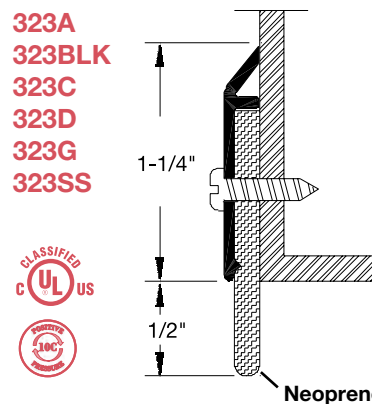
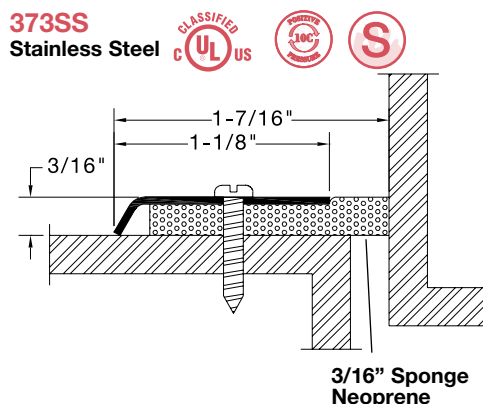
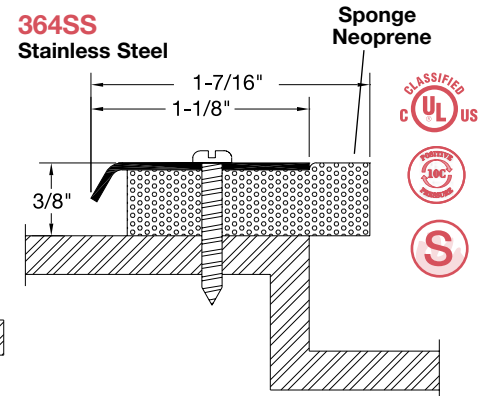
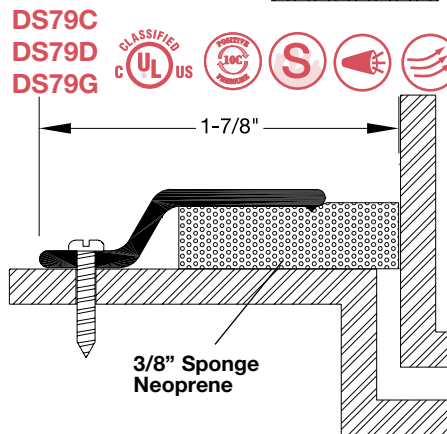
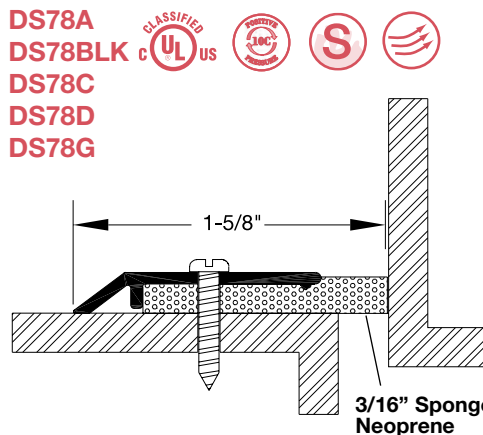
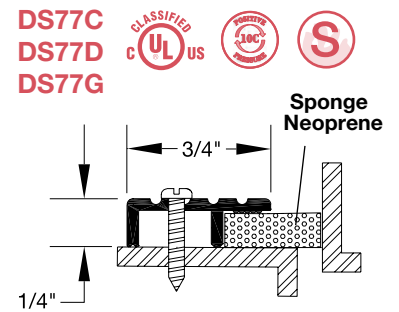
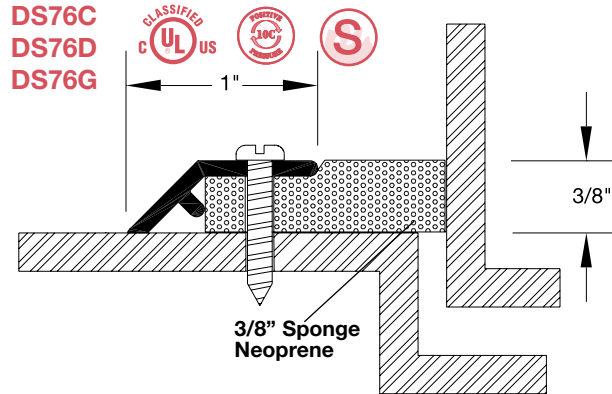
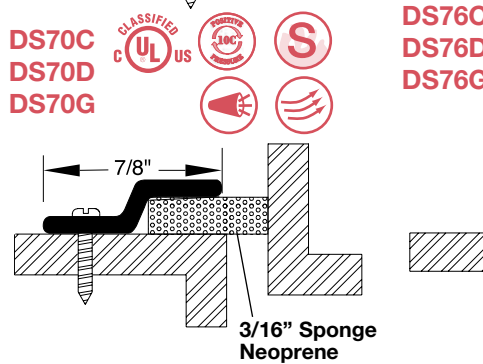
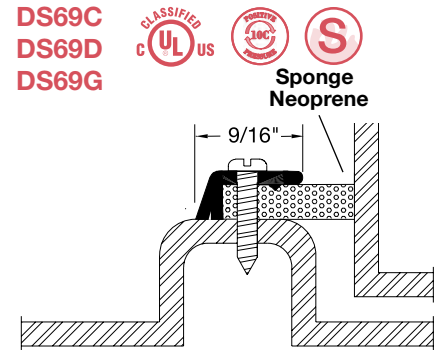
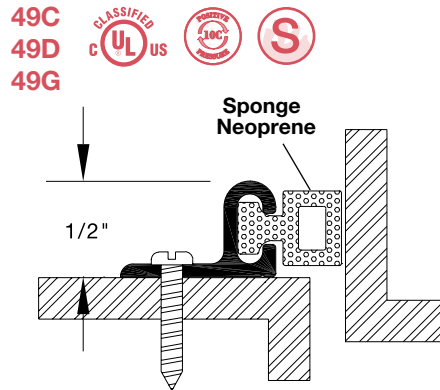
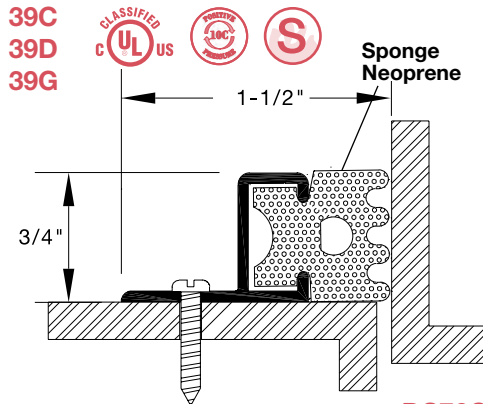
Note: All self-adhesive weatherstrips must be applied on clean, dry frames between +50°F and +100°F. Smoke seals have a pre-installation shelf life of 6 to 9 months.



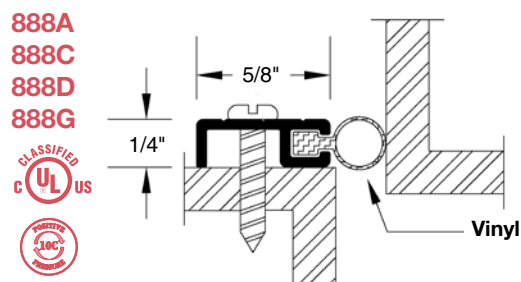
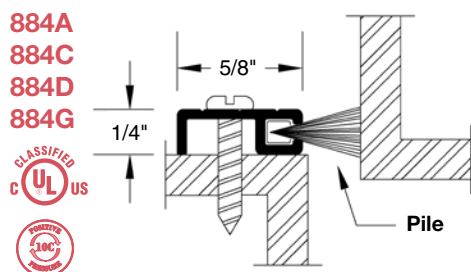
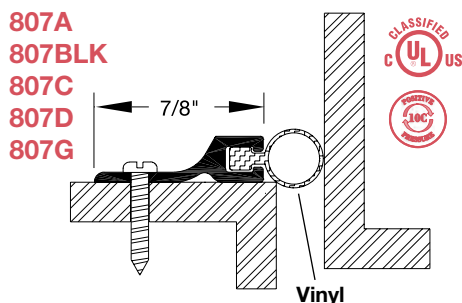
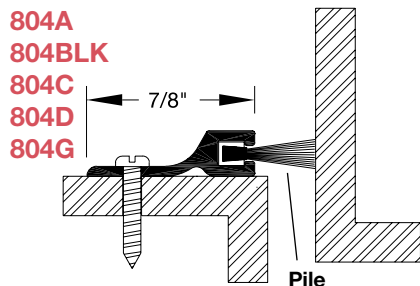
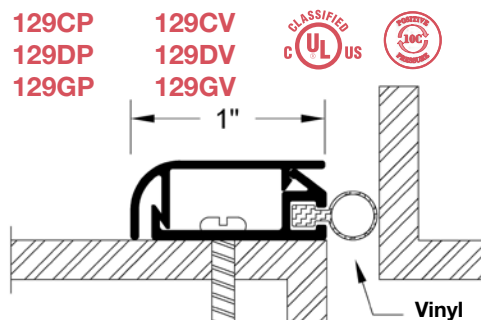
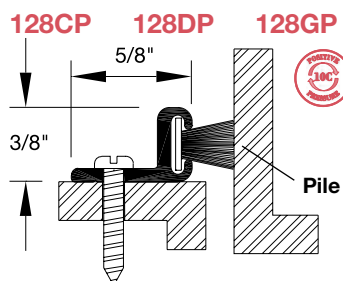
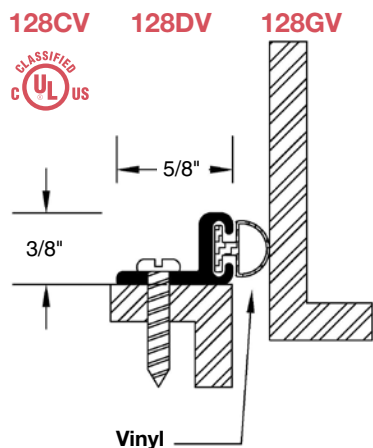
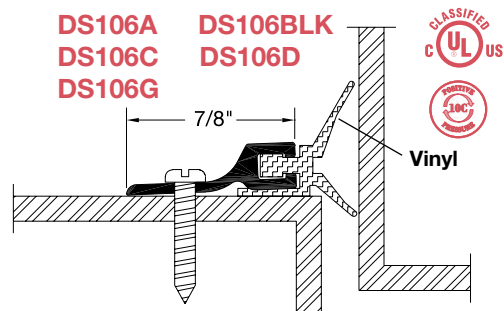
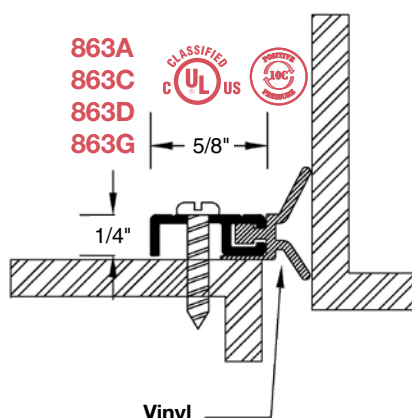
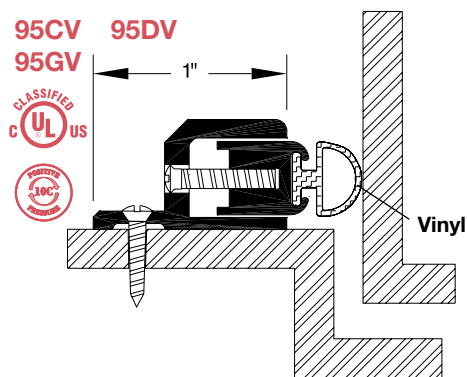
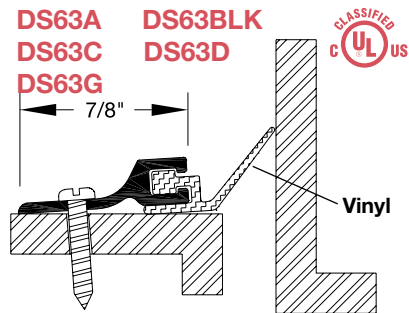
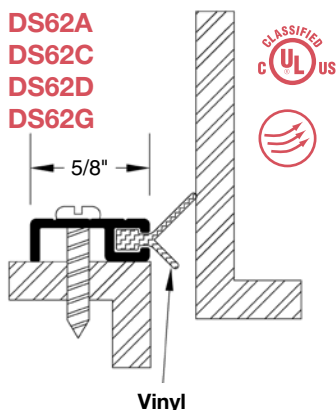
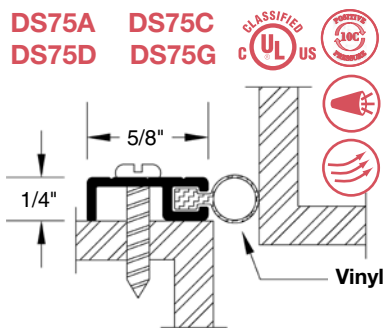
Neoprene

Sponge Neoprene is one of the most popular elastomers because it provides an all-purpose balance of properties.

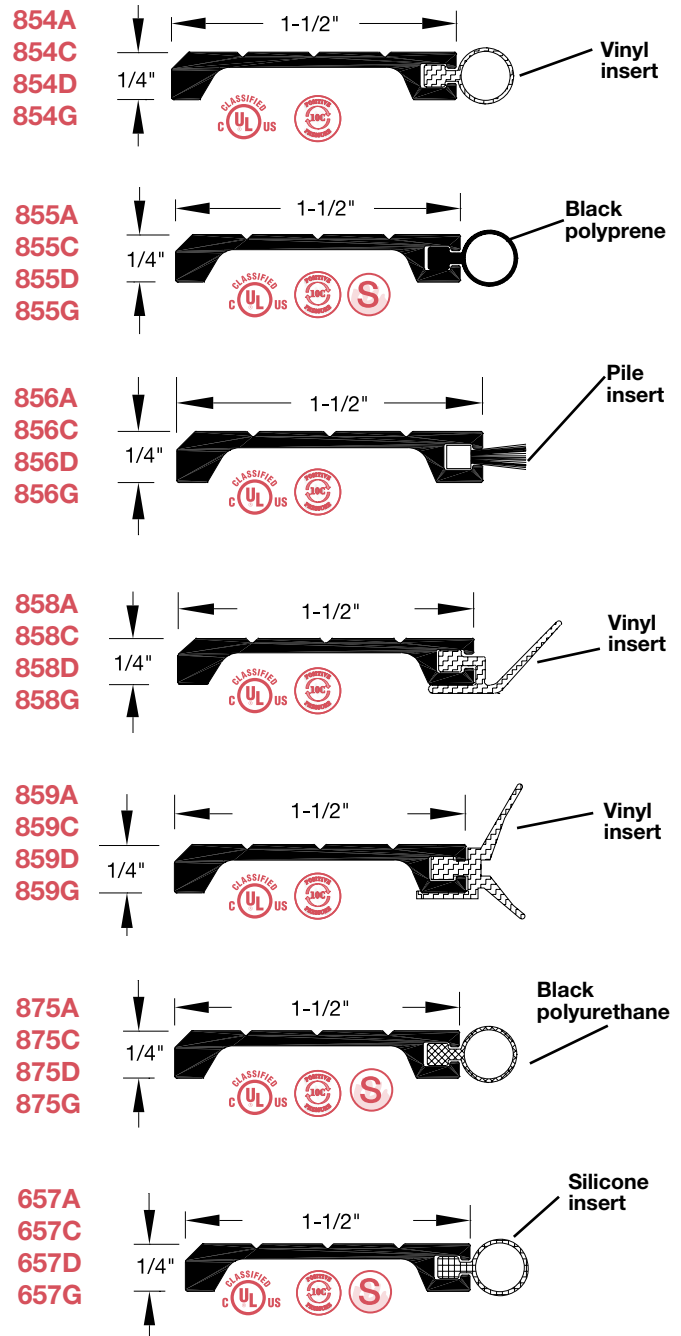
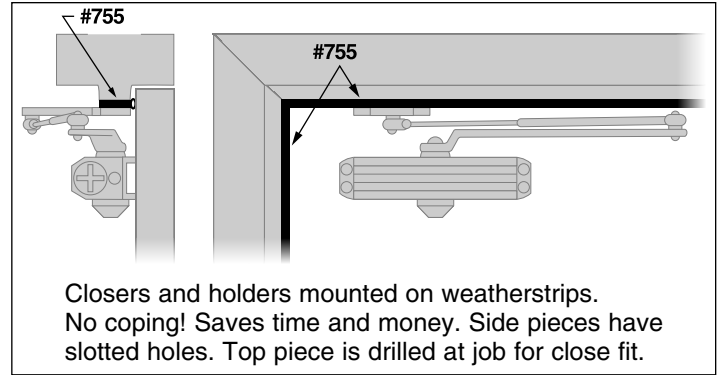
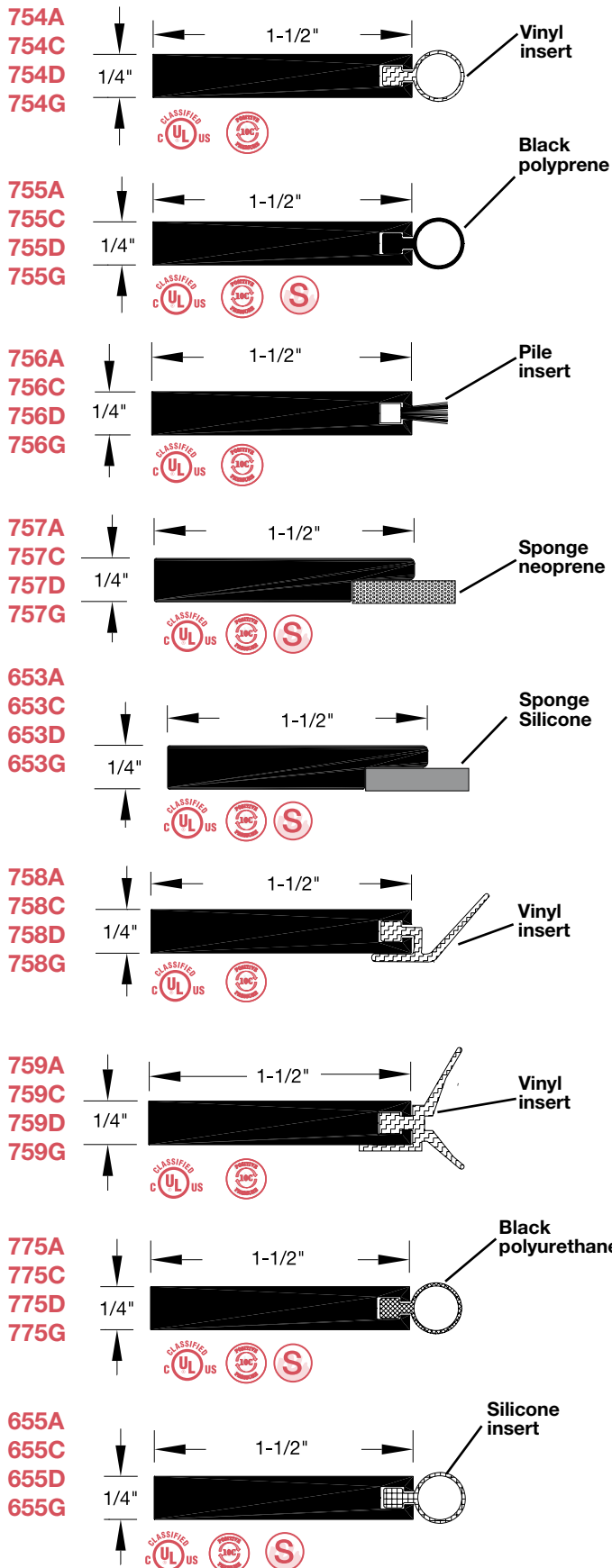
- Withstands temperatures from -40°F to 200°F.
- Weathers well – resists ozone, sunlight and oxygen aging.
- Relatively low compression set – good resilience.
- Very good resistance to abrasion and flex cracking.



Vinyl and Pile Weatherstrips

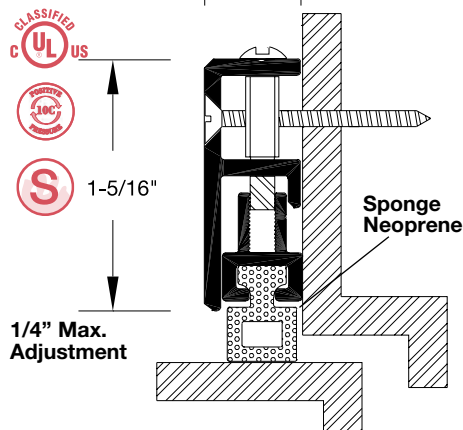


Hardware Compatible Weatherstrips

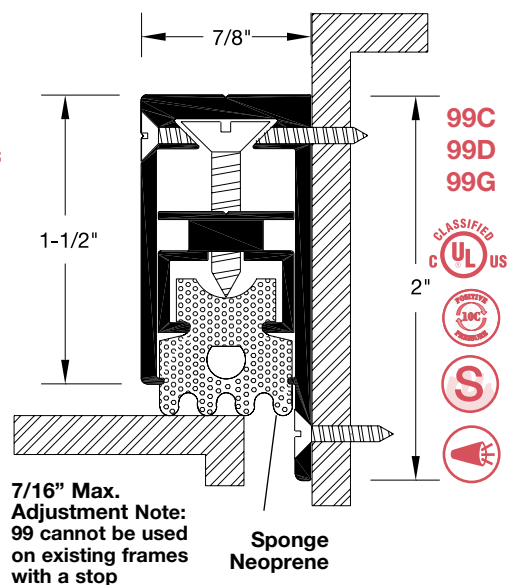
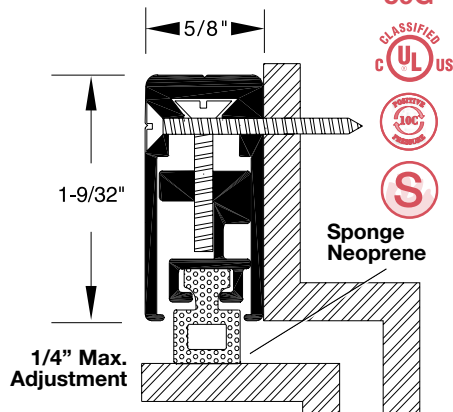


Adjustable Door Stops

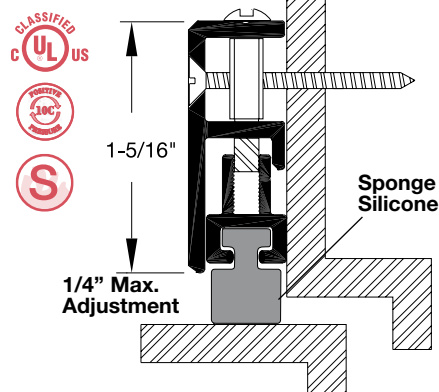
33C
33D
33G



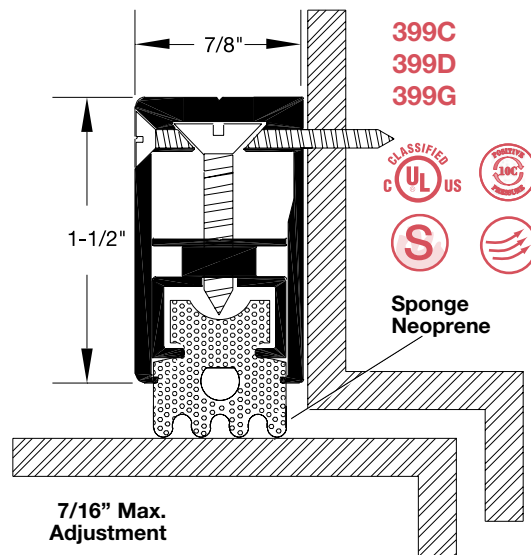
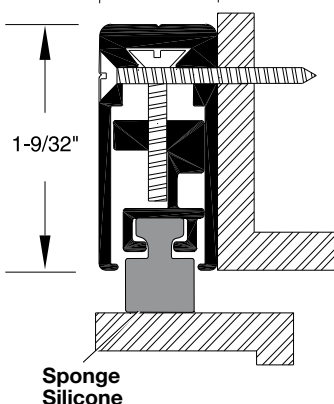
59C
59D
59G



633C
633D
633G



659C
659D
659G

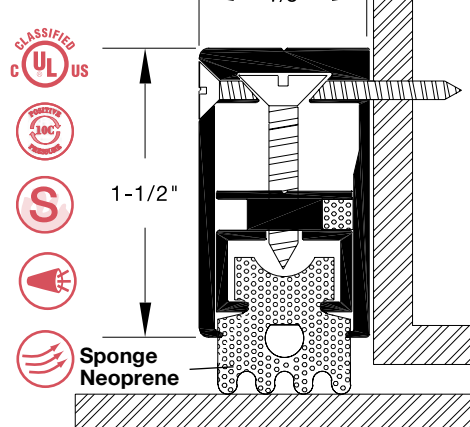


PLEASE NOTE: These products have been fire rated for use as perimeter seals only and shall not be used in lieu of an integral pressed steel stop on fire rated installations.

For heavy duty use, specify 59, 99, 399, or 599 which feature a captive adjustment screw drilled and tapped into the solid bar.
One side of each piece mitered if ordered in sets.

Where adjustable door stops are applied on top of existing stops, it is recommended that locks with 3-3/4" backsets be used rather than locks with a 2-3/4" backset. This allows adequate space between the door knob and the weatherstrip.

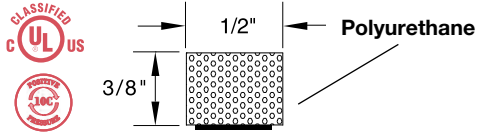
599C
599D
599G



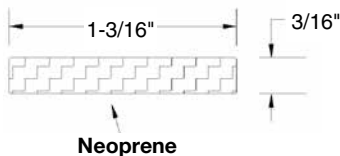
Self Adhesive Strips

Note: All self adhesive weatherstrips must be applied on clean, dry frames between +50 degrees and +100 degrees F. Smoke seals have a pre-installation shelf life of 6 to 9 months.

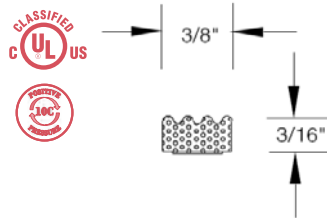
608 — 3/8" x 1/2" x 25 ft.



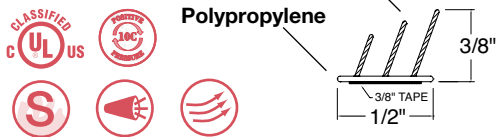
628 — 1-3/16" x 3/16" x 96 in.



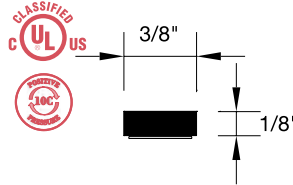
629 — 3/16" x 3/8" x 50 ft.



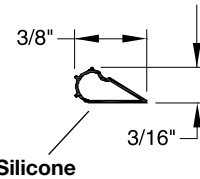
793B Black
793W White
Lengths to 36"
up to 144"



631 — 1/8" x 3/8" x 50 ft.

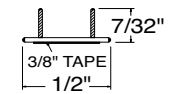


638CH

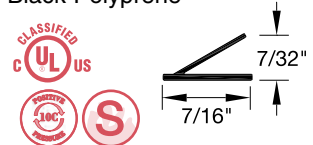


Charcoal color
Available in 17', 19', 21', 25' and 500' rolls

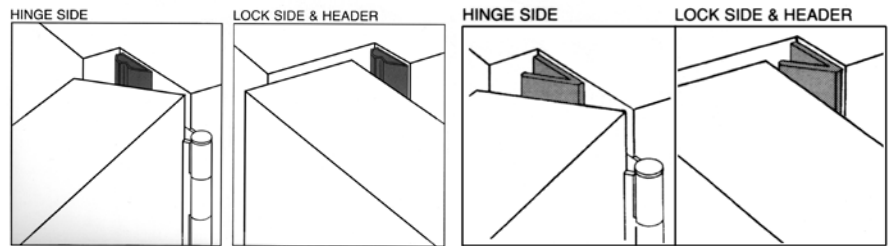
792B Black
Lengths:
84" up to 108"



798B
Black Polypropylene



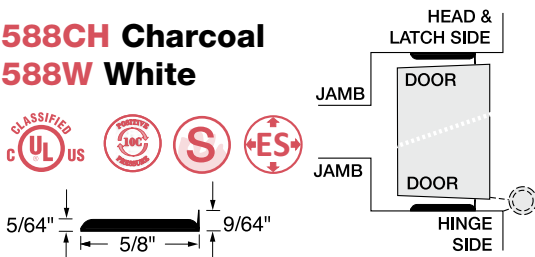
Available in 17', 19', 21', 25' and 500' rolls.



Combined Edge Sealing Systems/Smoke and Draft Control Gasketing

Required for Category 'B' fire-rated doors to meet **EDGE SEAL** and '**S**' LABEL

588CH Charcoal
588W White



1/8" clearance required between door and frame

Approved for installation with:


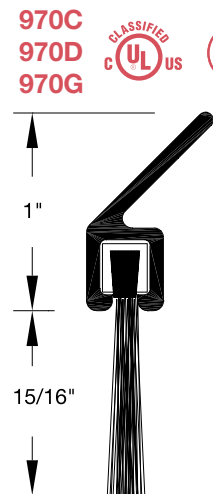

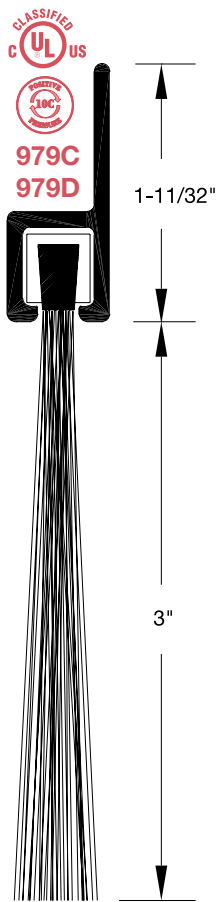
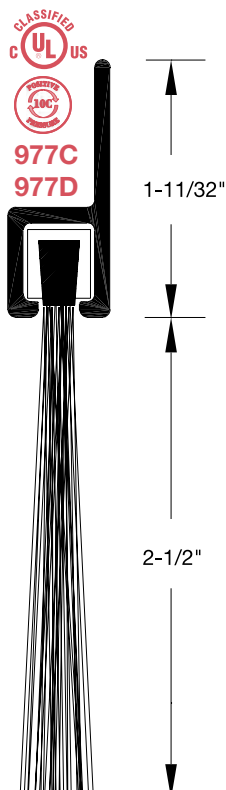
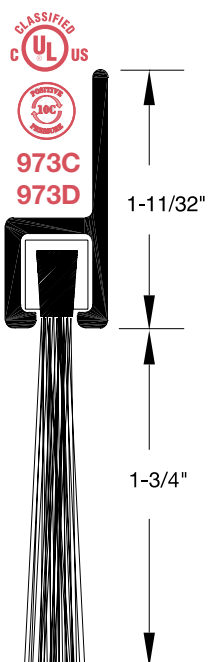
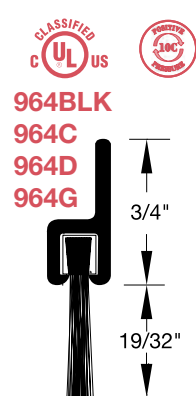
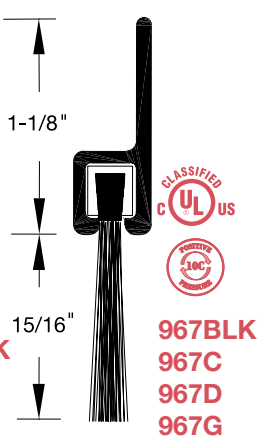
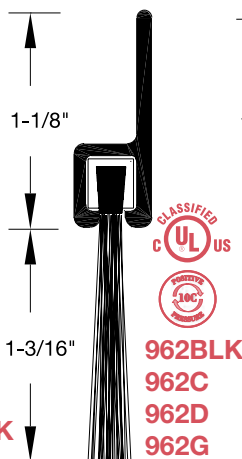
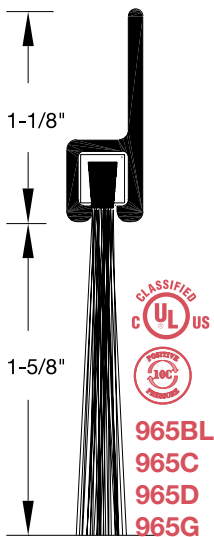
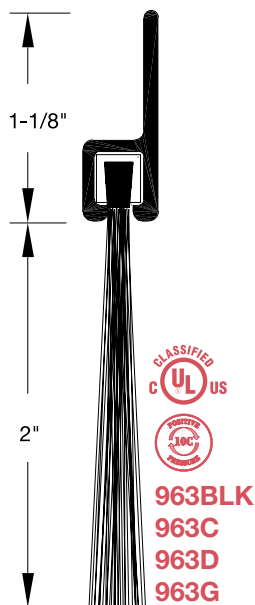
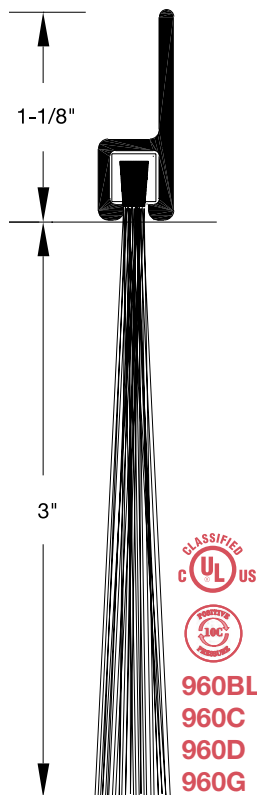
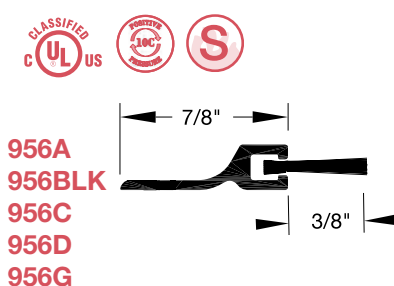
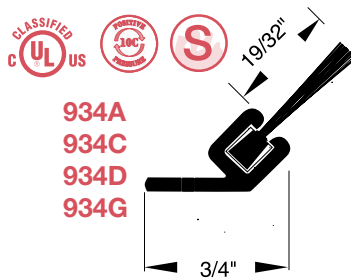
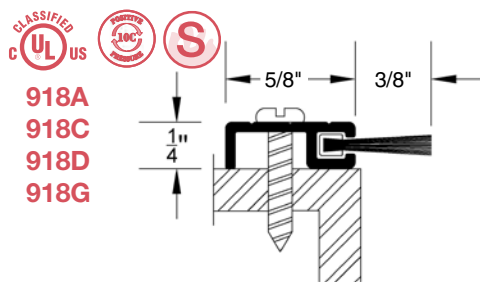
Listed Wood Core Fire Doors with Wood or Steel Fire Door Frames rated 20 minutes (with hose stream)
Listed Mineral Core Fire Doors and Steel Fire Door Frames rated 45, 60, 90 minutes

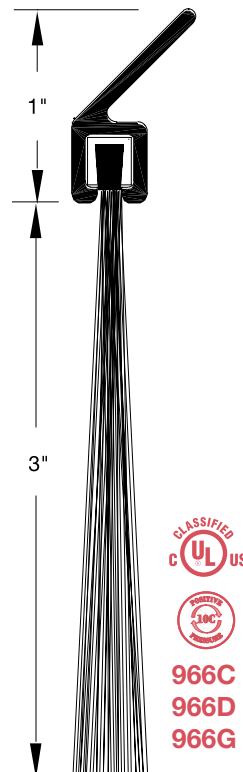
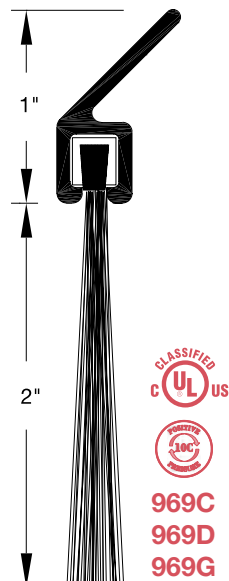
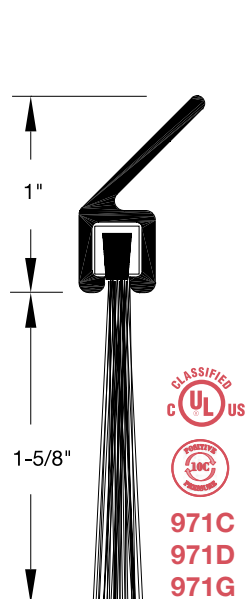
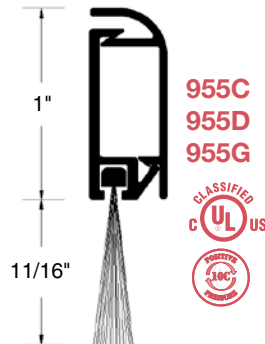
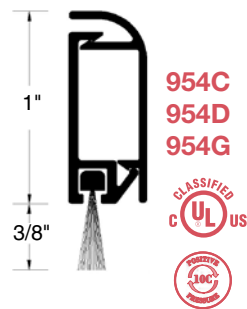
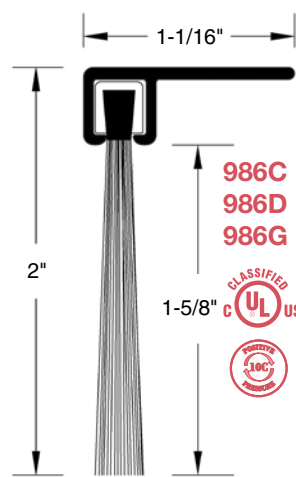
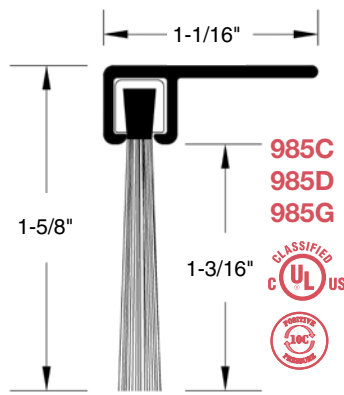
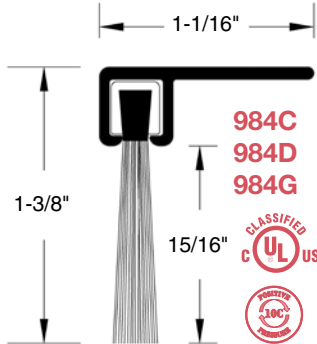
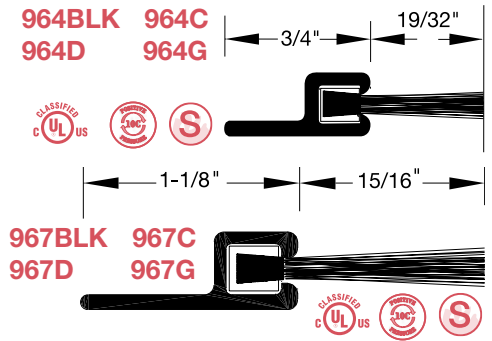
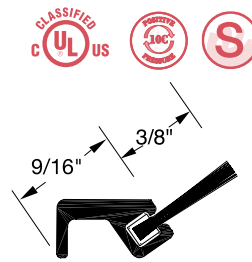
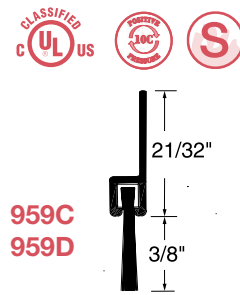
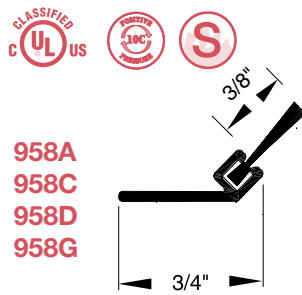
Part 588 has been tested to the requirement of UL 10C (1998), ASTM E152-81a, NFPA 252 (1995), UL 10B (1997), UBC 7-2 (1994)

CATEGORY G LISTED and **CATEGORY H LISTED**

- High performance graphite-based intumescent with a protective PVC covering.
- Has fin on one side to help seal for smoke and draft control
- Expands and seals around door when heated — allows door to operate if needed
- Supplied in roll form -- lengths of 18', 21' and 24'

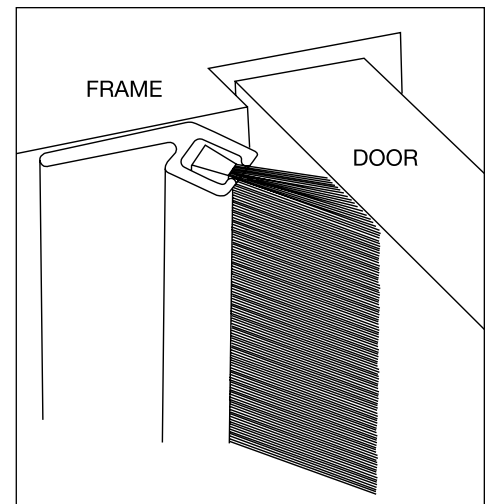
Nylon Brush



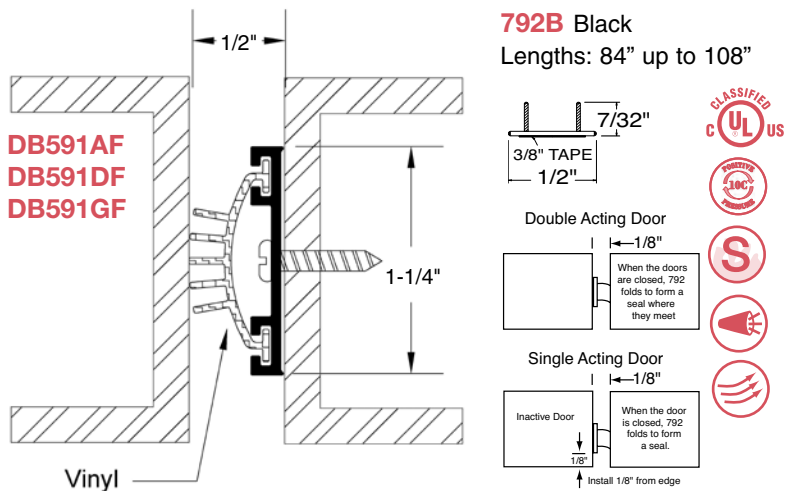
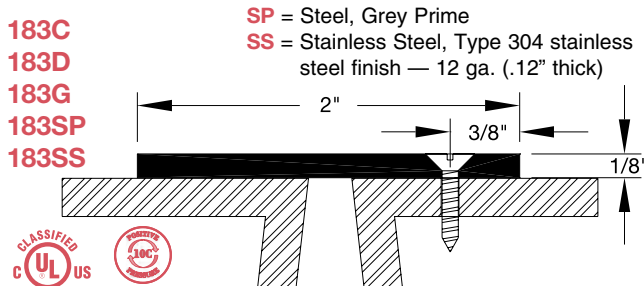
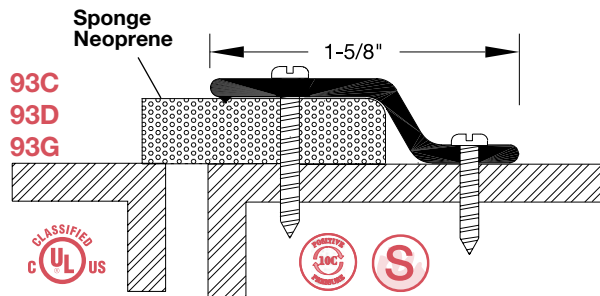
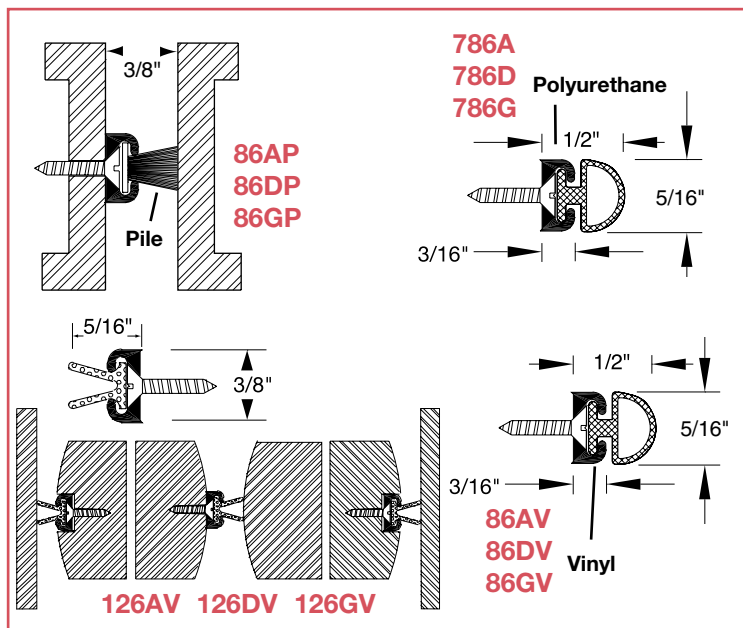


Reese brush type seals:

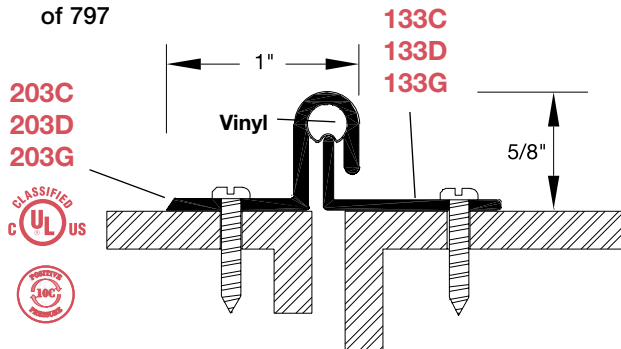
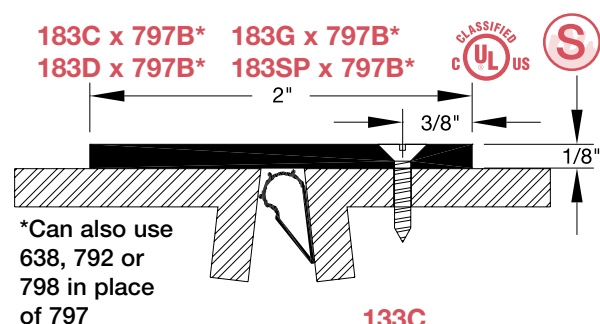
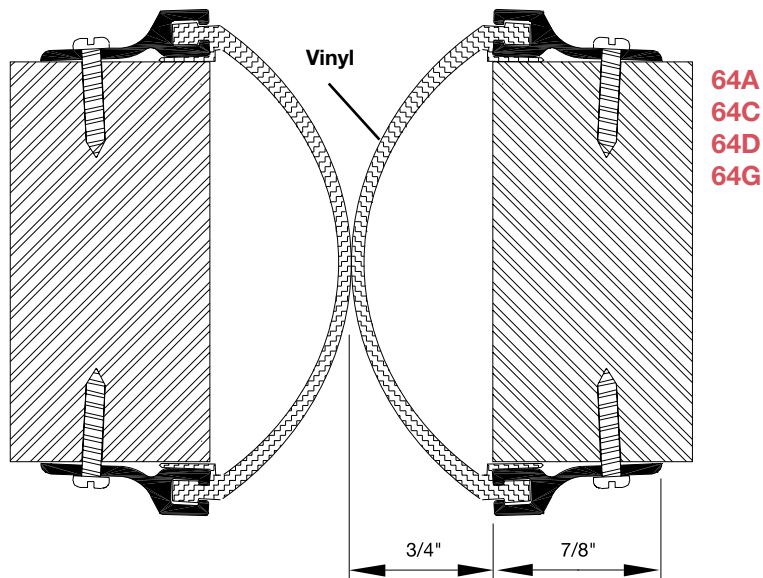
- Provide a 98% effective air tight seal.
- Help prevent heat or cooling loss.
- Help protect against unwanted penetration of smoke, fumes, insects, rodents, snow, light, rain and wind.
- Offer superior seal capabilities and very low closing force.
- Remain flexible at -70 degrees below zero.
- Offer easy installation and adjustment with pre-slotted holes (most sizes).

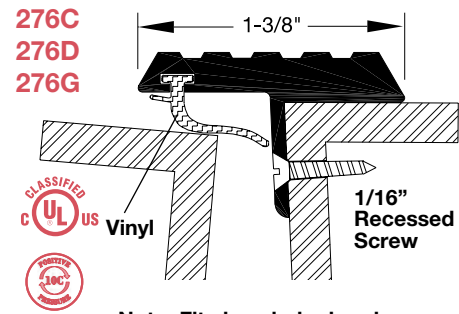
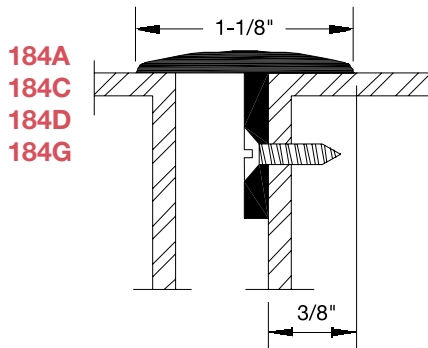


Astragals



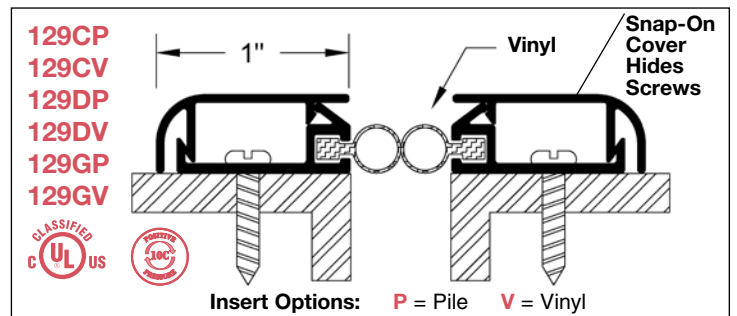
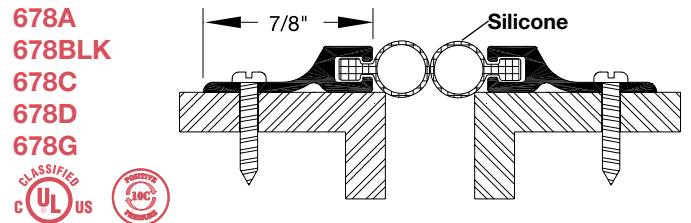
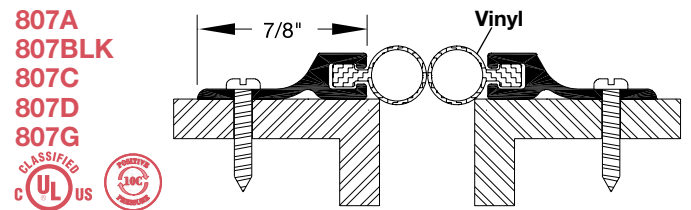
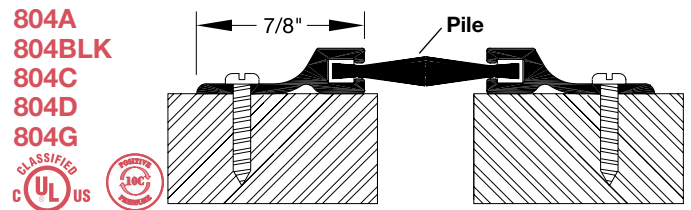
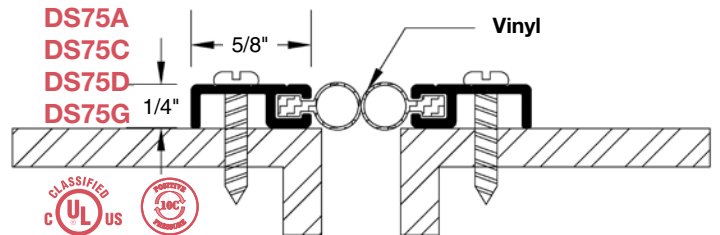
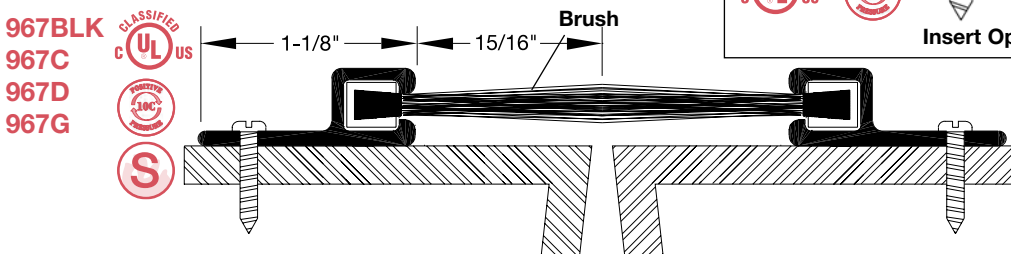
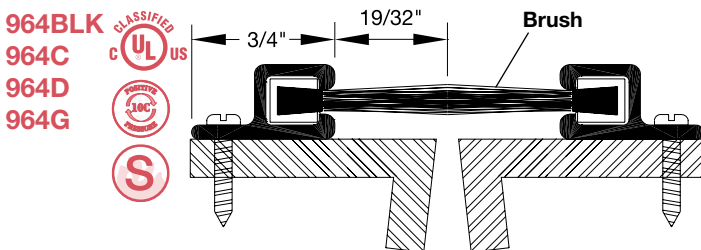
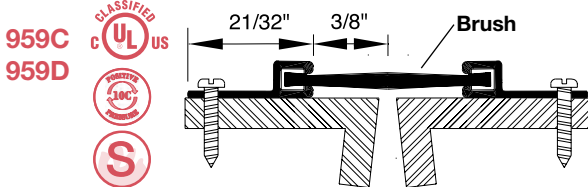
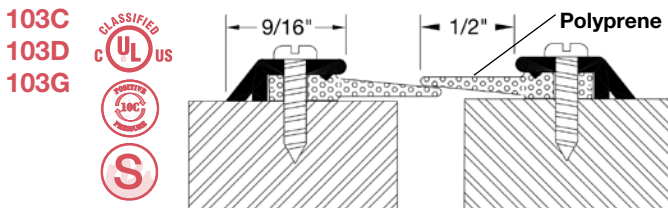
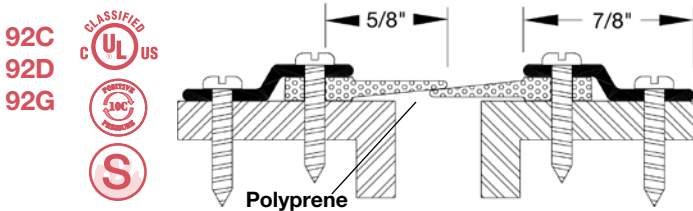
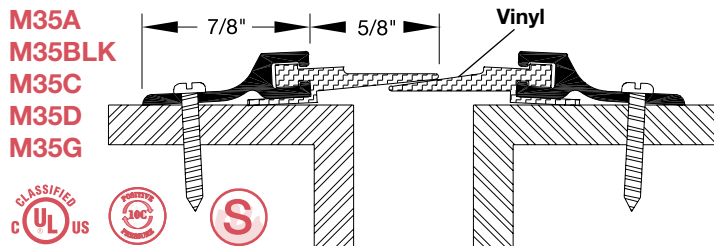
Note: When used as a meeting stile astragal on double doors, two lengths must be ordered, one for each door.



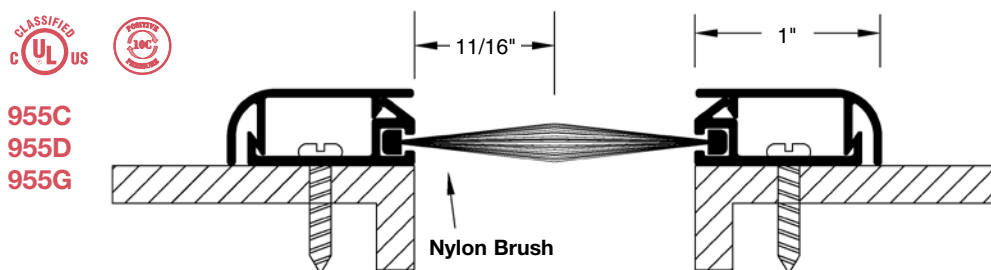
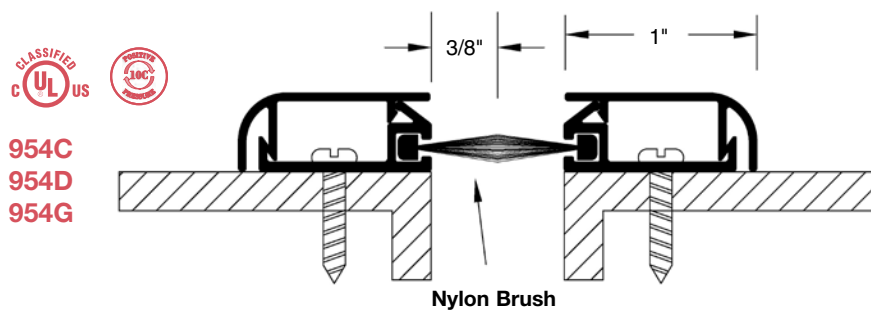


Note: Fits beveled edge doors.

Meeting Stile Astragal



NOTE: When used as a meeting stile astragal on double doors, two lengths must be ordered — one for each door.



Adjustable Surface Astragal

95C
95CP

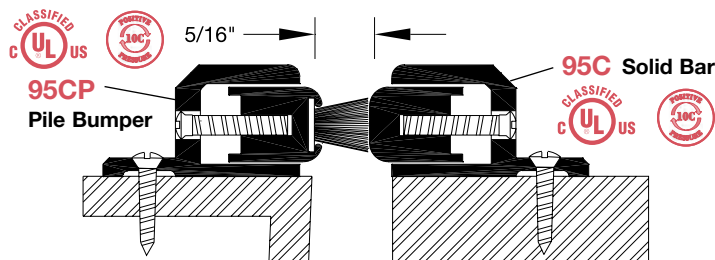
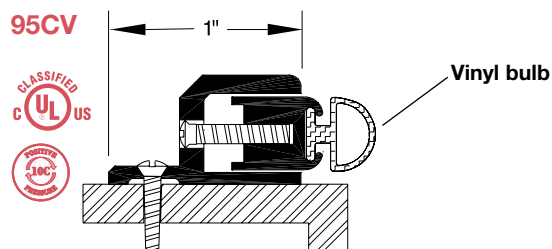
95CV
95D

95DP
95DV

95G
95GP


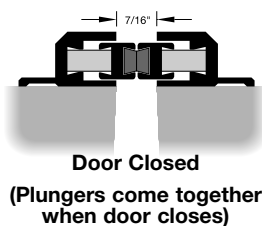
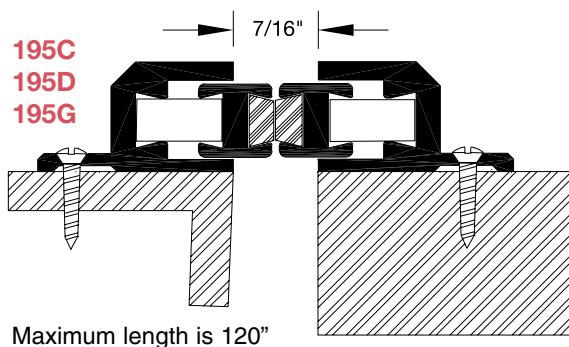
95GV

When used as an astragal on double doors, two lengths must be ordered — one for each side.

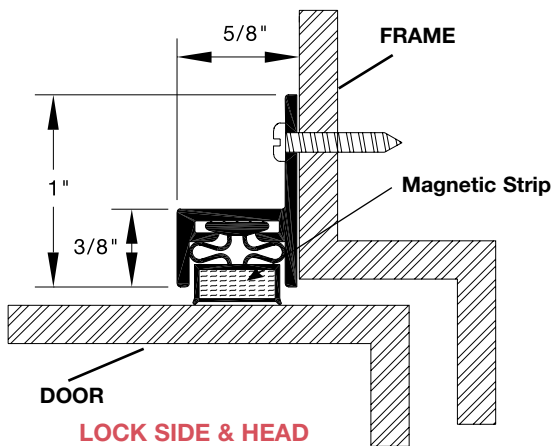


Self Adjusting Magnetic Astragal

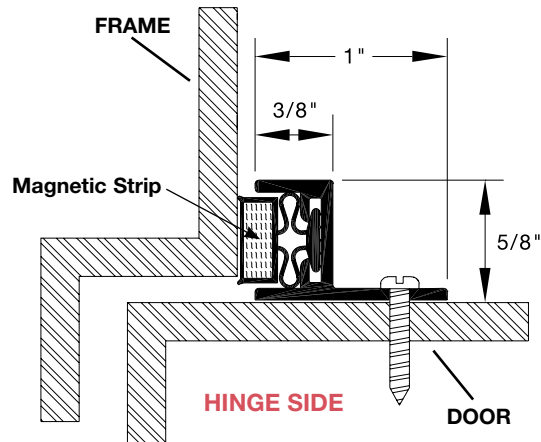
(Patent No. 3,487,581)
Sold in sets only
*Interior Application Only



Magnetic Weatherstrip



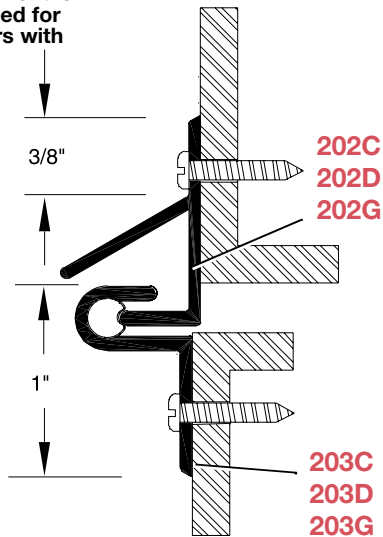
574C
574D
574G



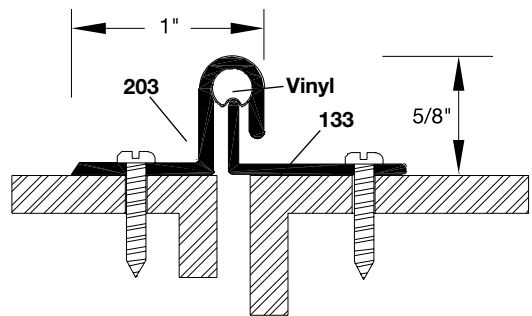
Available sizes: 36", 48", 84" and 96"

Interlocking Weatherstrip

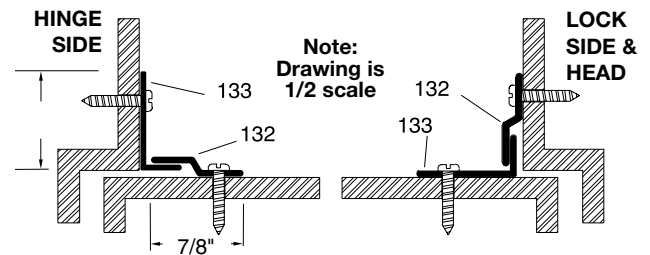
This equipment is ideally suited for metal doors with transoms.



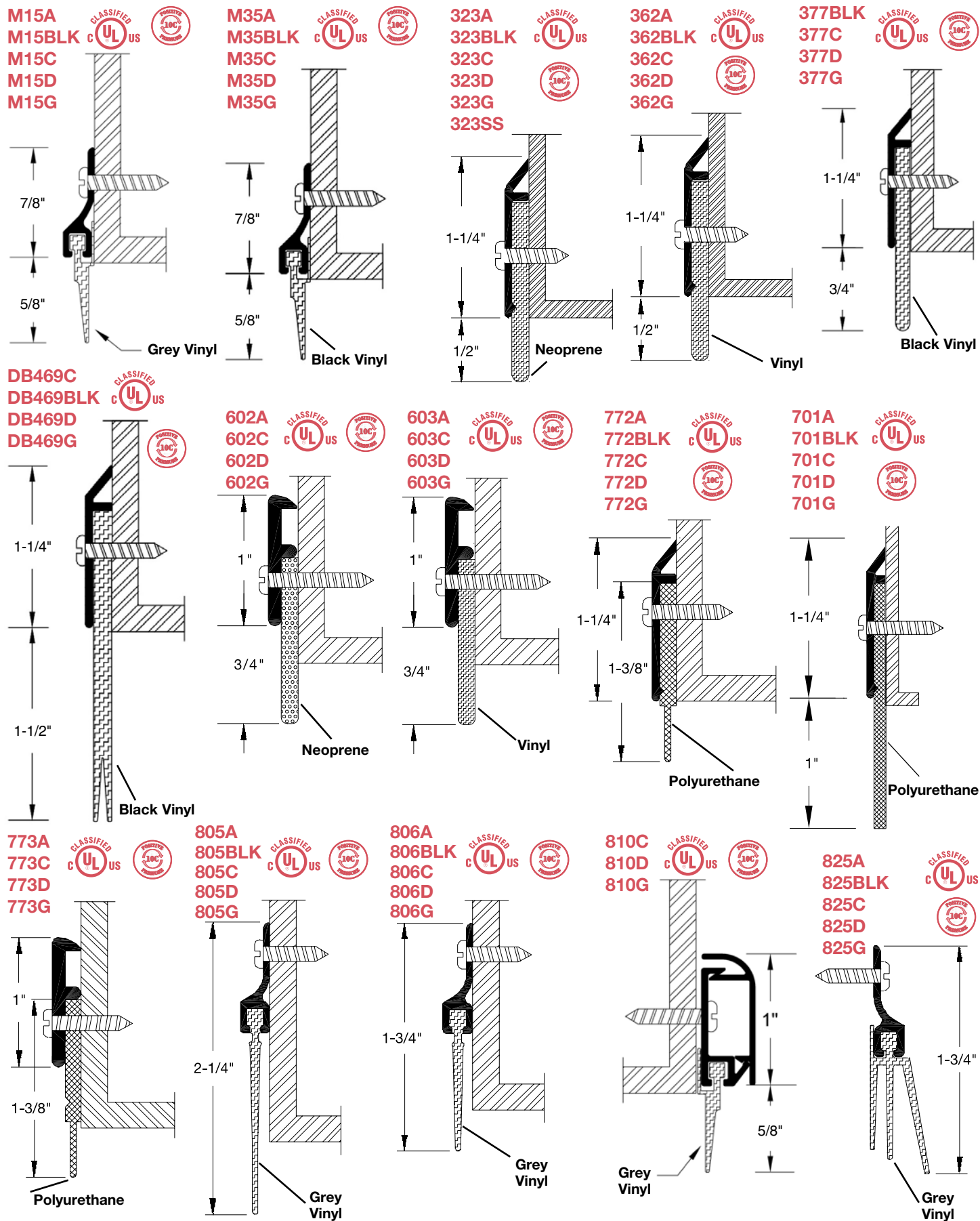
133C
133D
133G
203C
203D
203G



132C
132D
132G
133C
133D
133G



Door Sweeps



Polyurethane, Vinyl and Pile Seals

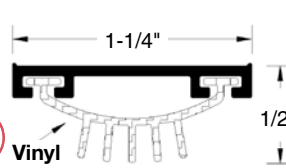
All products on this page are available in the following options when including the corresponding suffix:

1. U.L. rated, vinyl insert with fingers when adding the suffix "F" to the order.
2. Pile insert when adding the suffix "P" to the order.
3. U.L. rated, smooth, polyurethane insert when adding the suffix "U" to the order.

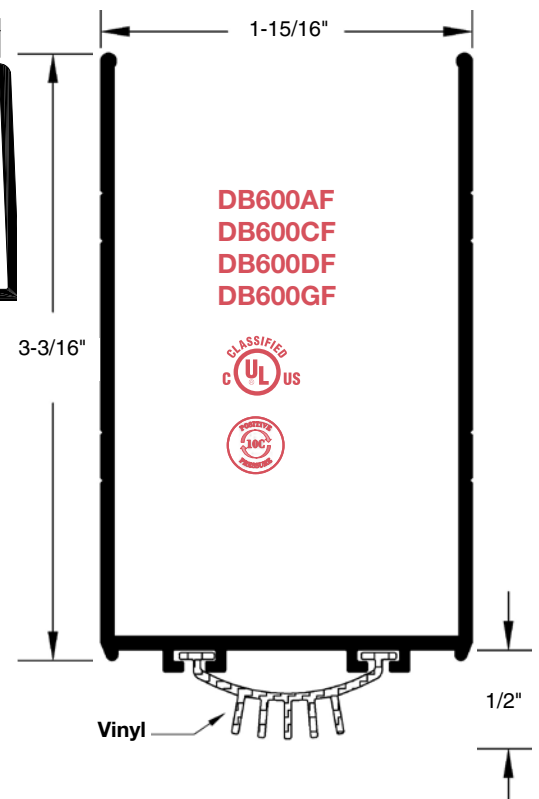
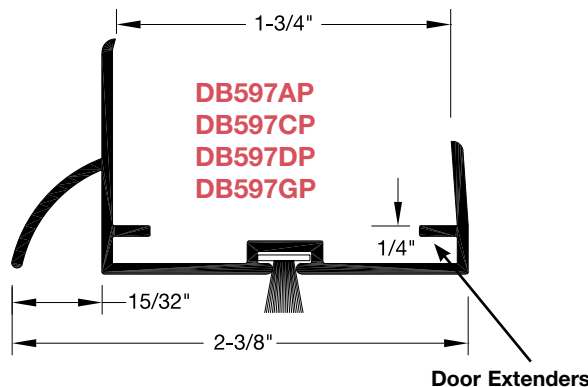
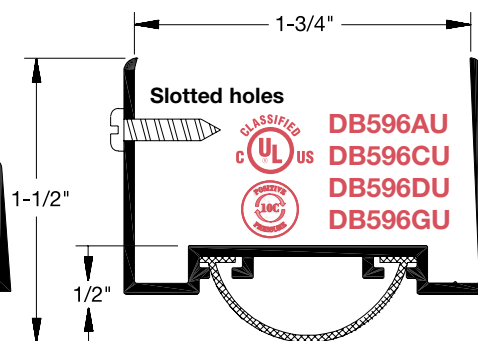
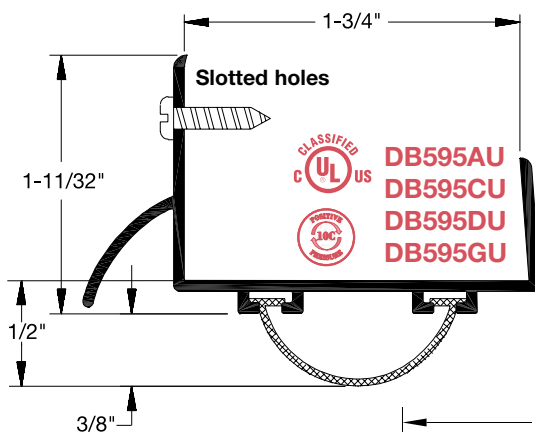
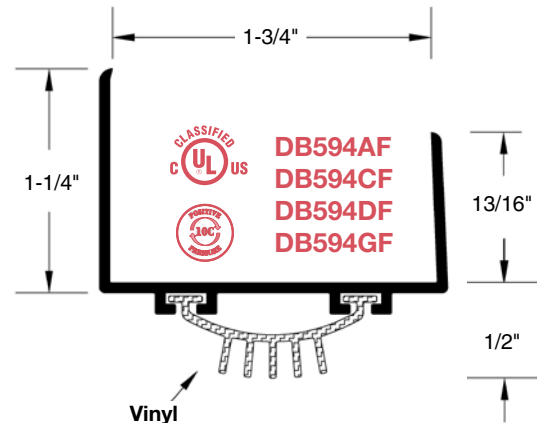
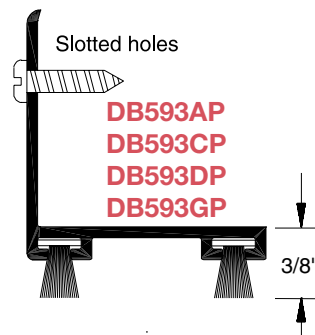
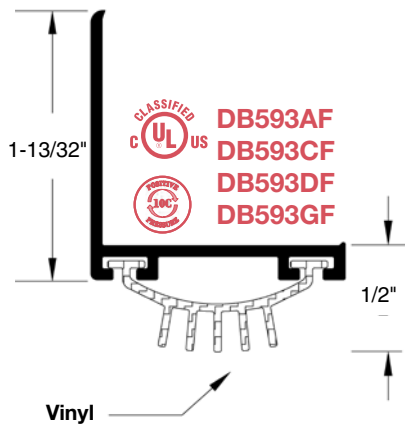
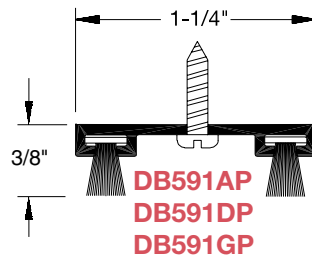
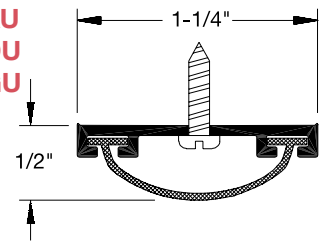
NOTE: ORDERS WITH NO SUFFIX WILL AUTOMATICALLY RECEIVE FINGERED VINYL INSERTS.

Examples: DB596DU – specifies DB596 extrusion with dark bronze finish and a smooth polyurethane insert. DB596AF – specifies DB596 mill extrusion and a fingered vinyl insert.

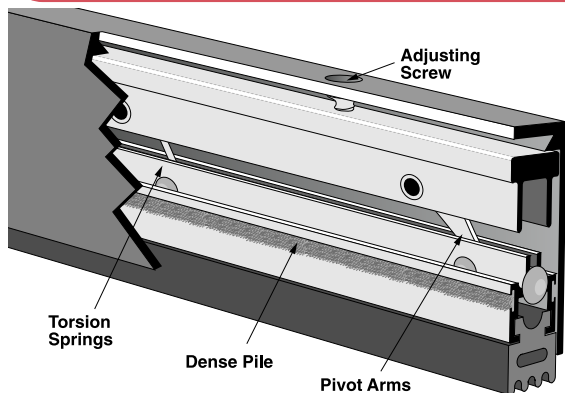
DB591AF
DB591DF
DB591GF



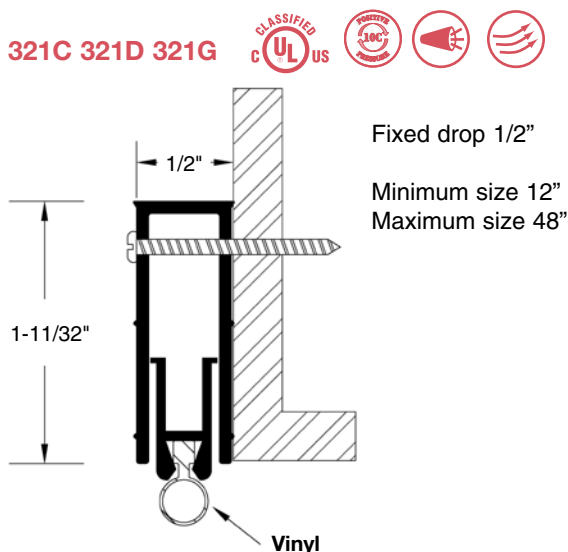
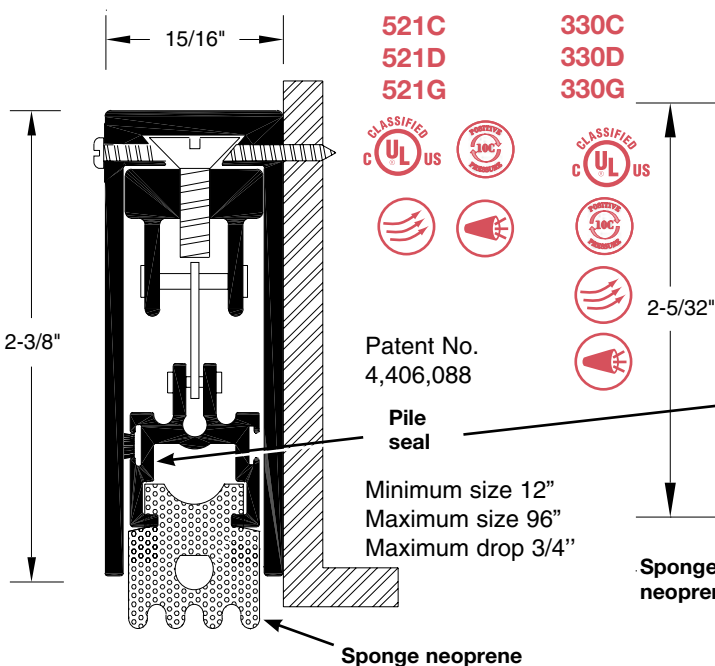
DB591AU
DB591DU
DB591GU



Automatic Door Bottoms



The Reese No. 521 Automatic Door bottom offers positive sound control for all swinging doors up to 8 feet wide. Our patented design combines low operating force with an adjustable sealing bar. Used in conjunction with Reese No. 599 Head and Jamb Seal, it achieved an amazing STC Rating of 46! See page 27 for test results.



Automatic door bottoms:

18" to 24" cannot be trimmed.

36", 42" and 48" can be trimmed up to 3"*.

Other sizes can be trimmed up to 1"***.

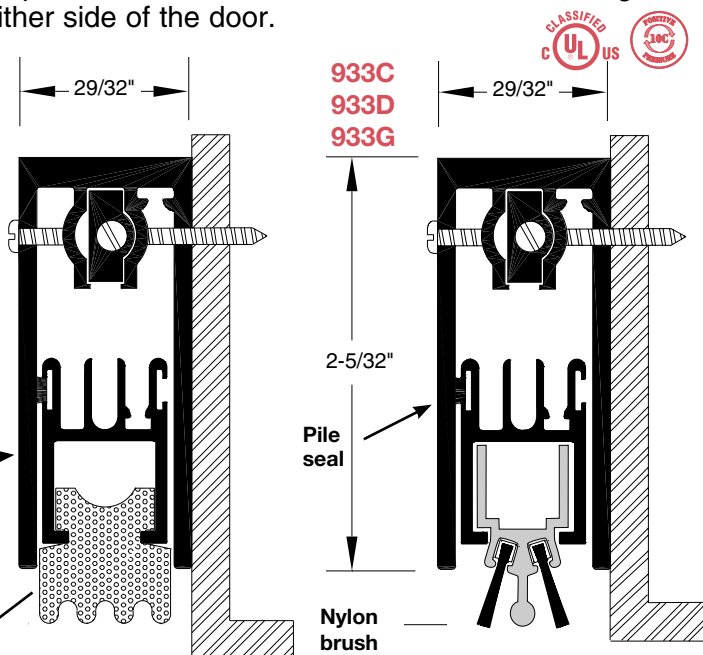
When mortising door bottoms add 1/16" to 1/8" to part dimension.

*Reese Part No. 321 can only be trimmed 1" at the size 42".

**Reese Part No. 370 can be trimmed up to 2" in all sizes.

PLEASE NOTE:

Door bottoms are NOT DESIGNED TO SEAL DIRECTLY ON CARPET. For best results door bottoms should seal on a solid surface. The solid surface should be positioned above the level of the floor covering on either side of the door.



Minimum size 24"; Maximum size 48"; Maximum drop 3/4"

320BLK 320C 320D 320G

Adjusting screw

Radiation shielding lead bars available on special order.

Minimum size 24"
Maximum size 48"
Maximum drop 3/4"

Sponge Neoprene



Mortised Automatic Door Bottoms



Automatic door bottoms:

18" to 24" cannot be trimmed.

36", 42" and 48" can be trimmed up to 3"*.

Other sizes can be trimmed up to 1"**.

When mortising door bottoms add 1/16" to 1/8" to part dimension.

*Reese Part No. 321 can only be trimmed 1" at the size 42".

**Reese Part No. 370 can be trimmed up to 2" in all sizes.



PLEASE NOTE:

Door bottoms are NOT DESIGNED TO SEAL DIRECTLY ON CARPET. For best results door bottoms should seal on a solid surface. The solid surface should be positioned above the level of the floor covering on either side of the door.

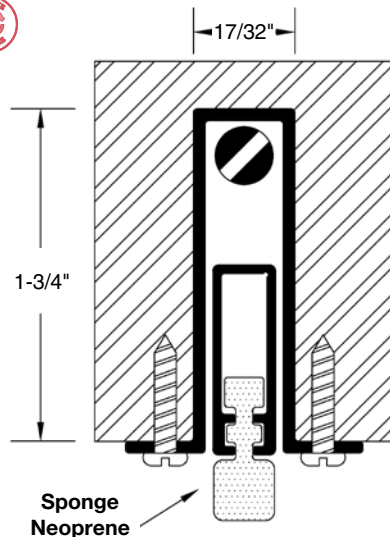
370A  

With sponge neoprene in bar

370A LEAD

With lead in bar for X-ray shielding
Minimum size 24"
Maximum size 60"
Maximum drop 3/4"



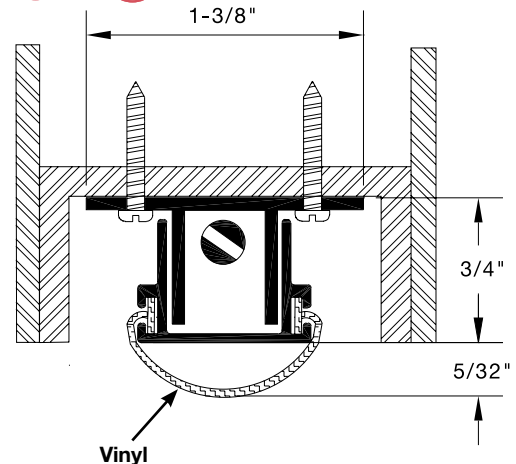
372A

FOR HOLLOW METAL DOORS

Completely concealed in bottom channel of hollow metal doors.

Minimum size 24"
Maximum size 60"
Maximum drop 1/2"
36" pre-cut to 35-1/2"

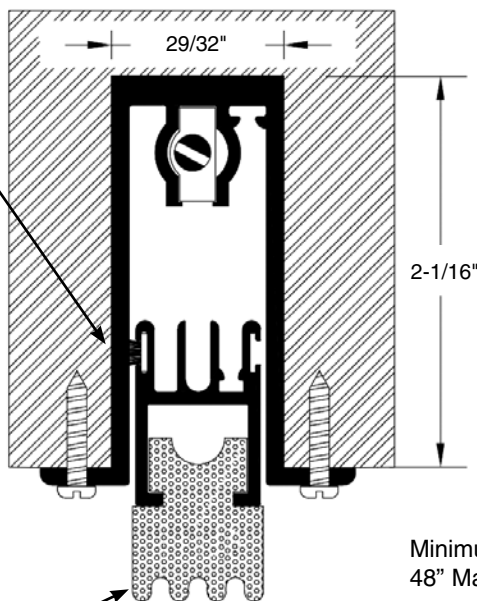
 



430A  

Pile seal

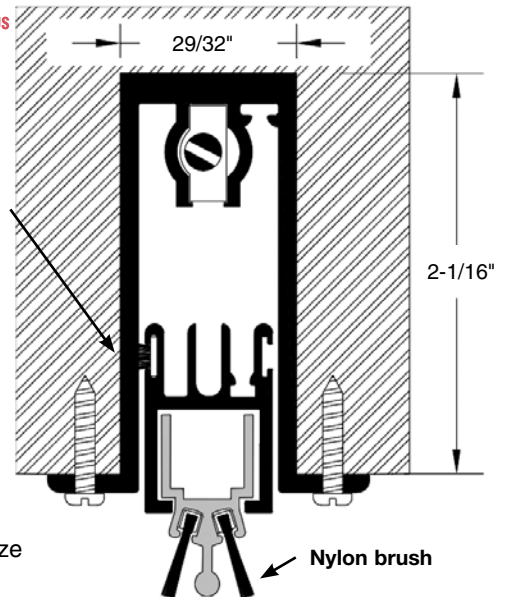
Sponge Neoprene



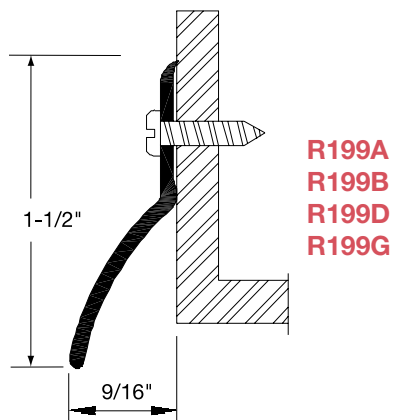
943A  

Pile seal

Minimum size 24" Maximum size 48" Maximum drop 3/4"

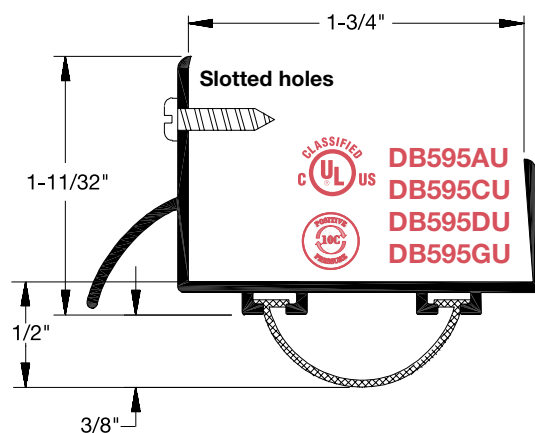
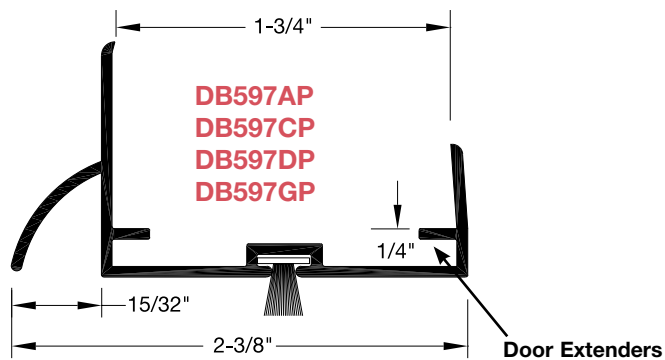
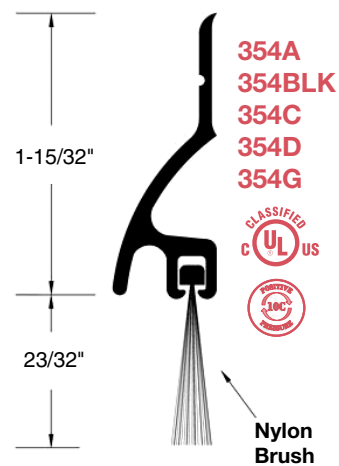
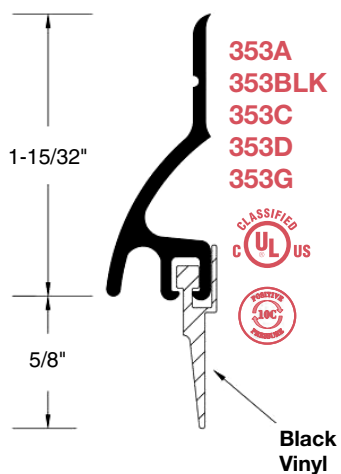
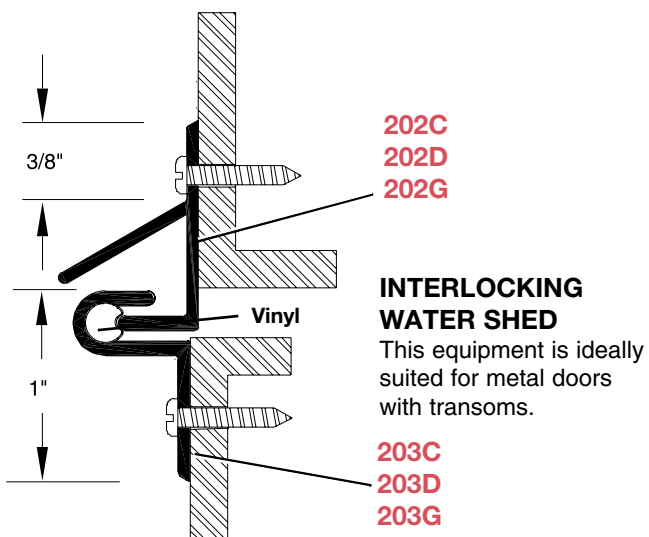
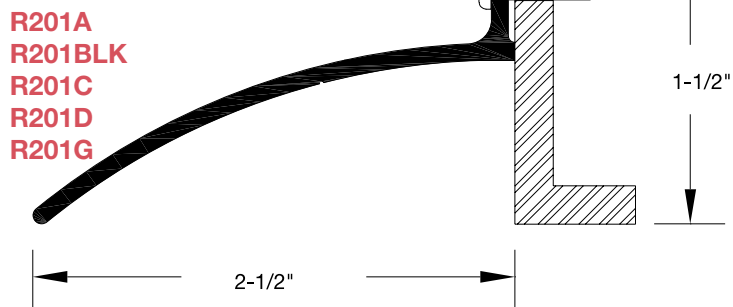


Rain Drips



EXTENDED RAIN DRIP

Especially designed for overhead installations.



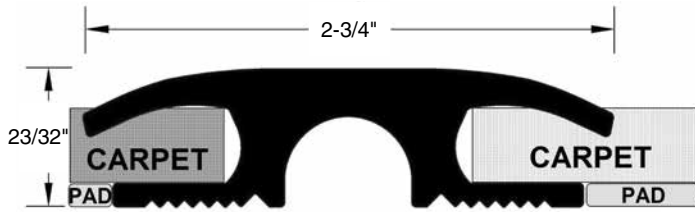
Hospitality Thresholds

Easy to install vinyl thresholds and transition strips for heavy traffic uses.


- Effortlessly tuck carpet edges at the seams.
- Quickly cover transitions from tile or vinyl composite tiles.
- Painlessly trim thresholds to appropriate widths.
- Maintain ADA compliance (Transition strips 1010, 1011, and 1012 only)

*Thresholds available in various colors. Contact customer service for additional options.

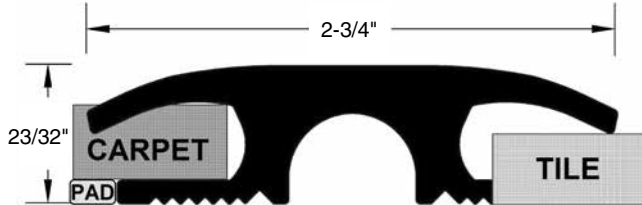
1010B – Carpet to Carpet  



1020B – Ramp to Carpet* 

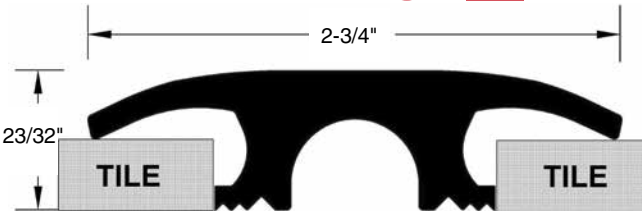


1011B – Carpet to Tile  

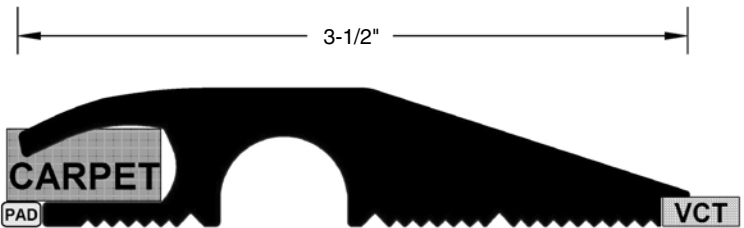


*Can be trimmed for tile.

1012B – Tile to Tile  

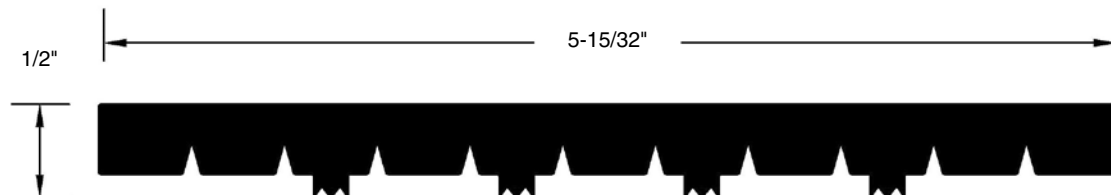


1021B – VCT to Carpet* 

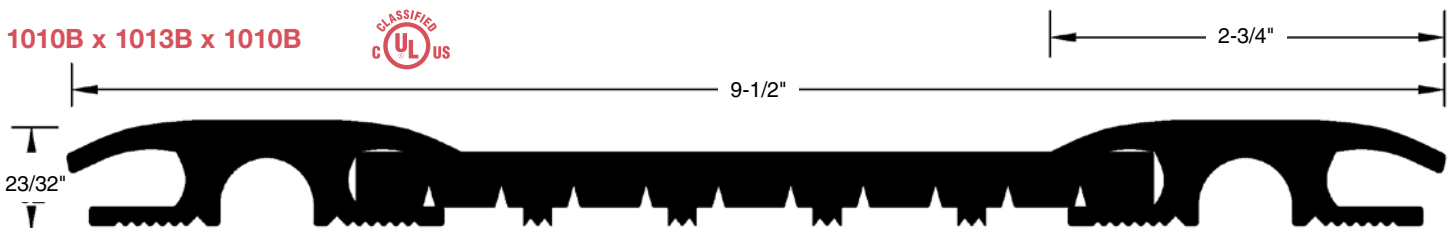


*Can be trimmed for tile.

1013B 



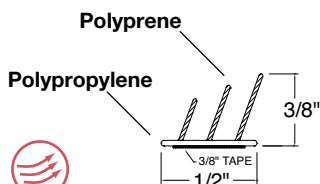
1010B x 1013B x 1010B 



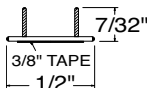
Thresholds available in various colors. Contact customer service for additional options.

Hospitality Quick Seal Adhesive

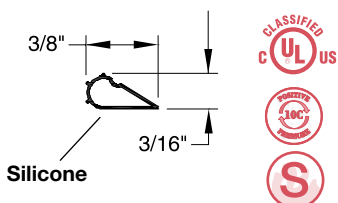
793B Black
793W White
Lengths to 36"
up to 144"



792B Black
Lengths:
84" up to 108"

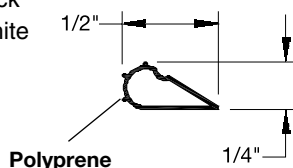


638CH

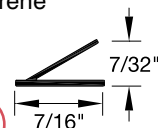


Charcoal color
Available in 17', 19', 21', 25' and 500' rolls

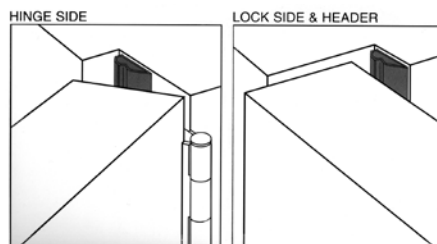
797B Black
797W White



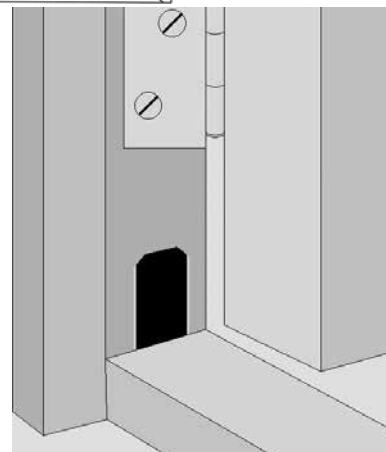
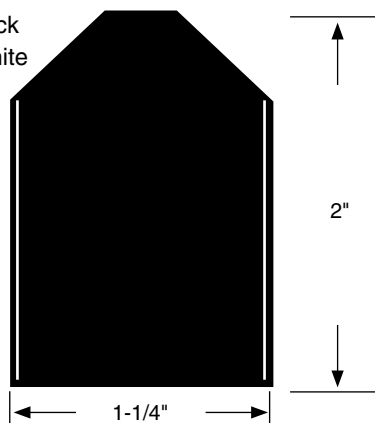
798B
Black Polyprene



Available in 17', 19', 21', 25' and 500' rolls.



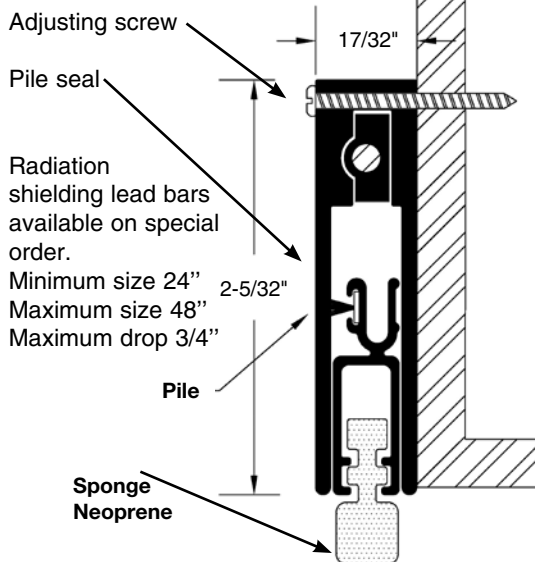
CP6B Black
CP6W White



Hospitality Automatic Door Bottoms



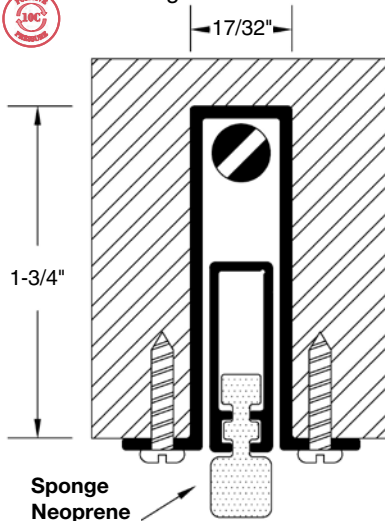
320BLK 320C 320D 320G



370A
With sponge neoprene in bar

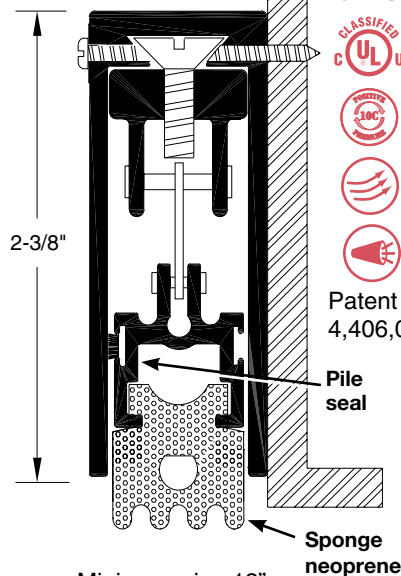


370A LEAD
With lead in bar for X-ray
shielding



Minimum size 24". Maximum size 60"
Maximum drop 3/4".

521C
521D
521G



Minimum size 12"
Maximum size 96"
Maximum drop 3/4"

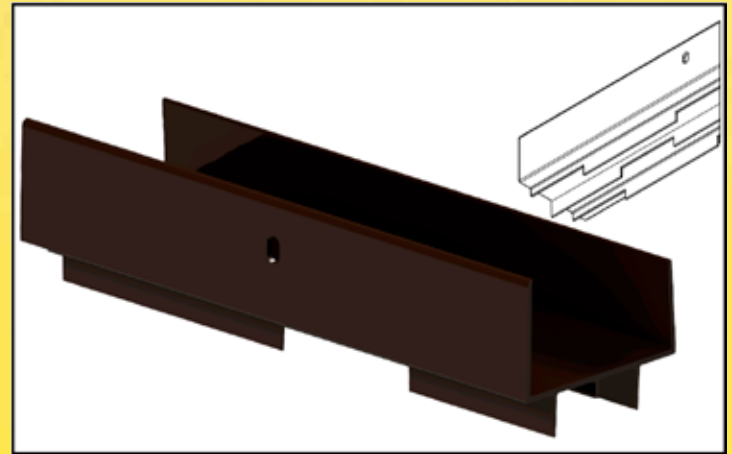
Patent No.
4,406,088

Hospitality Door Bottoms

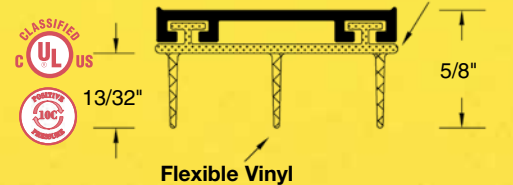
Dark-AN Door Bottoms

These door shoes have a rigid base for stability and 3 flexible fingers for multiple sealing points across any threshold or transition strip. The flexible fins can also come with alternating notches (add suffix "-AN" to order) to allow for airflow in pressure sensitive HVAC systems, while still achieving the following qualities:

- Reduces light from outside hallways for better sleep.
- Helps with sounds from other points in the building.
- Multiple points of contact to hold room temperatures with less leakage.
- Alternating notches (-AN) for pressure regulation and easy door closure.



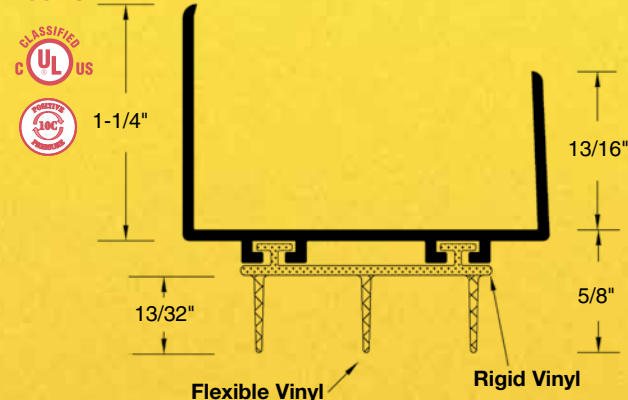
1030A
1030C
1030D
1030G



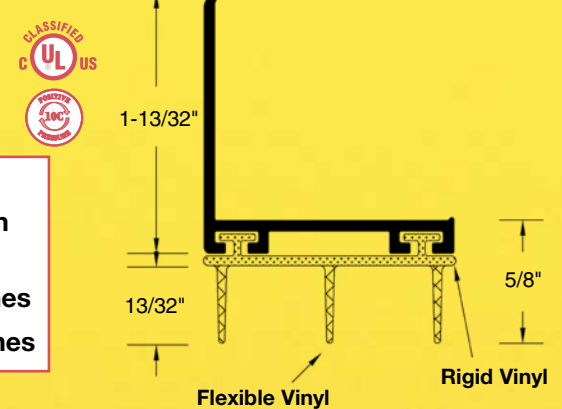
Add "-AN" for alternating notches on the door bottoms.

EX: 1032A = No Notches
1032A-AN = Alt. Notches

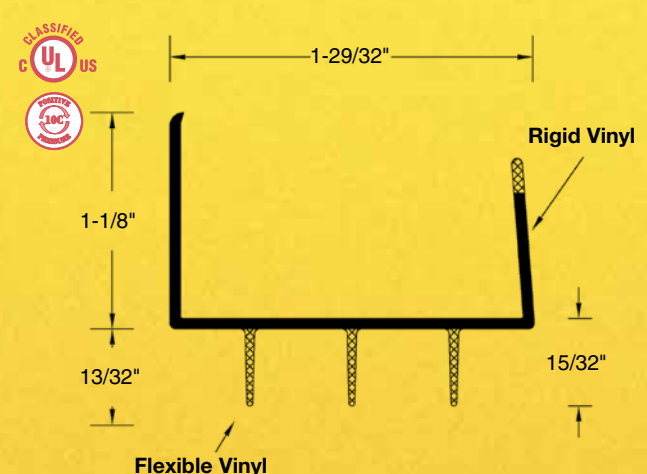
1032A
1032C
1032D
1032G



1031A
1031C
1031D
1031G



1033D



Reese Enterprises



Reese Enterprises is a family owned business that has been designing American made door hardware and entrance floor mats and grates since 1918.

We pride ourselves in reducing stress and headaches by providing one of the best customer service teams in the industry, along with quality products, great order packaging, and fast lead times.

Post Office Box 459
Rosemount, MN 55068-0459

Phone (800) 328-0953

www.reeseusa.com

info@reeseusa.com



NEW HOSPITALITY LINE

Vinyl Thresholds, Quick Seal Adhesives, Dark-AN Door Bottoms



SEE PAGES 41-43